

CONTUL DE EXECUTIE AL INSTITUTIILOR PUBLICE - CHELTUIELI

la data de 31.03.2016

Cod 21 Capitol 5002

Subcapitol

-lei-

Denumirea indicatorilor *)	Cod indicator	Credite de angajament	Credite bugetare		Angajamente bugetare	Angajamente legale	Plati efectuate	Angajamente legale de platit	Cheltuieli efective
			initiale	definitive					
A	B	1	2	3	4	5	6	7=5-6	8
TOTAL CHELTUIELI(SECTIUNEA DE FUNCTIONARE+SECTIUNEA DE DEZVOLTARE)		305,641,000	292,057,000	141,679,000	260,419,412	260,419,412	85,848,574	174,570,838	83,689,180
SECTIUNEA DE FUNCTIONARE (cod 01+79+84)	F		255,077,000	120,871,000	225,586,481	225,586,481	78,796,245	146,790,236	60,840,645
CHELTUIELI CURENTE (10+20+30+40+50+51SF+55SF+57+59)	01F		250,346,000	119,688,000	220,855,481	220,855,481	77,613,832	143,241,649	60,840,645
TITLUL I CHELTUIELI DE PERSONAL (cod 10.01 la10.03)	10		117,623,000	32,913,000	110,833,044	110,833,044	30,975,305	79,857,739	30,964,718
Cheltuieli salariale in bani (cod 10.01.01 la 10.01.16+10.01.30)	1001		94,730,450	26,261,770	89,278,744	89,278,744	24,926,586	64,352,158	25,136,161
Salarii de baza	100101		87,339,090	24,358,380	82,262,423	82,262,423	23,253,207	59,009,216	23,207,190
Sporuri pentru conditii de munca	100105		1,872,700	482,500	1,662,200	1,662,200	417,405	1,244,795	447,889
Alte sporuri	100106		368,090	100,240	345,269	345,269	86,864	258,405	85,460
Fond pentru posturi ocupate prin cumul	100110		40,650	14,550	40,650	40,650	9,028	31,622	9,407
Fond aferent platii cu ora	100111		4,197,920	1,167,600	3,857,151	3,857,151	1,081,905	2,775,246	1,305,027
Indemnizatii platite unor persoane din afara unitatii	100112		790,000	48,000	790,000	790,000	42,442	747,558	41,340
Indemnizatii de delegare	100113		17,500	5,500	16,551	16,551	1,659	14,892	1,659
Alte drepturi salariale in bani	100130		304,500	85,000	304,500	304,500	34,076	270,424	38,190
Cheltuieli salariale in natura (cod 10.02.01 la 10.02.06+10.02.30)	1002		417,500	417,500	417,500	417,500	413,260	4,240	157,412
Norme de hrana	100202		415,500	415,500	415,500	415,500	413,260	2,240	157,412
Alte drepturi salariale in natura	100230		2,000	2,000	2,000	2,000		2,000	
Contributii (cod 10.03.01 la 10.03.06)	1003		22,475,050	6,233,730	21,136,800	21,136,800	5,635,459	15,501,341	5,671,145
Contributii de asigurari sociale de stat	100301		15,315,480	4,173,600	14,417,199	14,417,199	3,944,842	10,472,357	3,984,892

A	B	1	2	3	4	5	6	7=5-6	8
Contributii de asigurari de somaj	100302		550,350	156,830	519,593	519,593	122,103	397,490	123,064
Contributii de asigurari sociale de sanatate	100303		5,115,280	1,414,800	4,817,986	4,817,986	1,296,433	3,521,553	1,300,986
Contributii de asigurari pentru accidente de munca si boli profesionale	100304		237,280	71,570	221,421	221,421	41,411	180,010	41,777
Contributii pentru concedii si indemnizatii	100306		1,256,660	416,930	1,160,601	1,160,601	230,670	929,931	220,426
TITLUL II BUNURI SI SERVICII (cod 20.01 la 20.06+20.09 la 20.16+20.18 la 20.25+20.27+20.30)	20		76,255,000	54,798,710	53,719,323	53,719,323	27,570,047	26,149,276	14,283,916
Bunuri si servicii (cod 20.01.01 la 20.01.09+20.01.30)	2001		36,243,300	24,101,160	23,528,605	23,528,605	12,093,042	11,435,563	10,067,360
Furnituri de birou	200101		669,620	294,370	265,447	265,447	173,656	91,791	130,369
Materiale pentru curatenie	200102		350,820	165,720	148,404	148,404	86,084	62,320	75,728
Incalzit, iluminat si forta motrica	200103		13,648,730	8,655,300	8,409,552	8,409,552	7,028,503	1,381,049	5,177,210
Apa, canal si salubritate	200104		16,408,940	12,516,010	12,454,890	12,454,890	3,315,447	9,139,443	3,412,390
Carburanti si lubrifianti	200105		230,000	71,500	71,500	71,500	32,452	39,048	35,863
Piese de schimb	200106		51,000	28,000	28,000	28,000	1,853	26,147	1,824
Transport	200107		483,800	240,140	219,872	219,872	161,797	58,075	194,592
Posta, telecomunicatii, radio, tv, internet	200108		734,690	266,950	242,487	242,487	164,973	77,514	173,360
Materiale si prestari de servicii cu caracter functional	200109		2,095,140	1,105,280	1,048,445	1,048,445	712,563	335,882	507,573
Alte bunuri si servicii pentru intretinere si functionare	200130		1,570,560	757,890	640,008	640,008	415,714	224,294	358,451
Reparatii curente	2002		33,680,500	27,895,500	27,608,798	27,608,798	13,708,158	13,900,640	2,862,409
Hrana (cod 20.03.01+20.03.02)	2003		1,478,000	581,500	581,500	581,500	443,519	137,981	440,461
Hrana pentru oameni	200301		1,472,000	578,000	578,000	578,000	441,193	136,807	439,265
Hrana pentru animale	200302		6,000	3,500	3,500	3,500	2,326	1,174	1,196
Medicamente si materiale sanitare (cod 20.04.01 la 20.04.04)	2004		100,570	50,920	49,980	49,980	6,845	43,135	7,445
Medicamente	200401		39,150	16,000	15,350	15,350	2,320	13,030	
Materiale sanitare	200402		49,420	25,920	25,630	25,630	4,525	21,105	7,445
Dezinfectanti	200404		12,000	9,000	9,000	9,000		9,000	
Bunuri de natura obiectelor de inventar (cod 20.05.01+20.05.03+20.05.30)	2005		1,404,400	761,180	629,457	629,457	374,977	254,480	176,743
Uniforme si echipament	200501		22,500	6,000	6,000	6,000	3,122	2,878	
Lenjerie si accesorii de pat	200503		18,000	18,000	18,000	18,000		18,000	
Alte obiecte de inventar	200530		1,363,900	737,180	605,457	605,457	371,855	233,602	176,743
Deplasari, detasari, transferari (cod 20.06.01+20.06.02)	2006		169,050	76,500	69,133	69,133	29,795	39,338	31,830
Deplasari interne, detasari, transferari	200601		134,050	56,500	49,133	49,133	22,361	26,772	24,396

A	B	1	2	3	4	5	6	7=5-6	8
Deplasari in strainatate	200602		35,000	20,000	20,000	20,000	7,434	12,566	7,434
Materiale de laborator	2009		6,000	2,000	1,000	1,000		1,000	
Carti, publicatii si materiale documentare	2011		71,350	39,850	33,971	33,971	19,338	14,633	18,113
Consultanta si expertiza	2012		2,500	1,500	1,080	1,080	1,080		1,080
Pregatire profesionala	2013		113,400	81,700	65,630	65,630	31,830	33,800	11,761
Protectia muncii	2014		46,000	17,500	14,128	14,128	5,620	8,508	5,983
Munitii, furnituri si armament de natura activelor fixe pentru armata	2015		43,500	43,500	43,500	43,500	43,466	34	
Cheltuieli judiciare si extrajudiciare derivate din actiuni in reprezentarea intereselor statului, potrivit dispozitiilor legale	2025		52,000	20,000	20,000	20,000	13,275	6,725	13,275
Alte cheltuieli (cod 20.30.01 la 20.30.04+20.30.06+20.30.07+20.30.09+20.30.30)	2030		2,844,430	1,125,900	1,072,541	1,072,541	799,102	273,439	647,456
Reclama si publicitate	203001		100,000	40,000	40,000	40,000	14,060	25,940	28,235
Protocol si reprezentare	203002		20,500	8,500	8,000	8,000	6,287	1,733	4,550
Prime de asigurare non-viata	203003		174,070	58,320	47,946	47,946	39,065	8,881	36,406
Chirii	203004		752,800	286,300	286,300	286,300	276,257	10,043	177,906
Alte cheltuieli cu bunuri si servicii	203030		1,797,060	732,780	690,295	690,295	463,453	226,842	400,359
TITLUL III DOBANZI (cod 30.01 la 30.03)	30		4,630,000	1,540,000	4,630,000	4,630,000	1,372,574	3,257,426	1,372,541
Dobanzi aferente datoriei publice interne (cod 30.01.01+30.01.02)	3001		4,630,000	1,540,000	4,630,000	4,630,000	1,372,574	3,257,426	1,372,541
Dobanzi aferente datoriei publice interne directe	300101		4,630,000	1,540,000	4,630,000	4,630,000	1,372,574	3,257,426	1,372,541
TITLUL IV SUBVENTII (cod 40.03+40.20+ 40.30)	40		5,970,000	3,000,000	5,970,000	5,970,000	2,001,960	3,968,040	2,280,000
Subventii pentru acoperirea diferentelor de pret si tarif	4003		5,970,000	3,000,000	5,970,000	5,970,000	2,001,960	3,968,040	2,280,000
TITLUL VI TRANSFERURI INTRE UNITATI ALE ADMINISTRATIEI PUBLICE (cod 51.01) (cod 51.01)	51F		12,099,000	5,891,000	12,099,000	12,099,000	3,604,000	8,495,000	3,604,000
Transferuri curente (cod 51.01.01+51.01.03+51.01.05+ 51.01.14+51.01.15+ 51.01.24 +51.01.26 +51.01.31+51.01.39+ 51.01.46+51.01.49+51.01.60+51.01.61)	5101		12,099,000	5,891,000	12,099,000	12,099,000	3,604,000	8,495,000	3,604,000
Transferuri catre institutii publice	510101		11,199,000	5,391,000	11,199,000	11,199,000	3,404,000	7,795,000	3,404,000
Actiuni de sanatate	510103		900,000	500,000	900,000	900,000	200,000	700,000	200,000
TITLUL VII ALTE TRANSFERURI (cod 55.01+ 55.02)	55F		1,585,000	1,146,000	1,585,000	1,585,000	1,000,000	585,000	
Transferuri interne (55.01.18+55.01.54)	5501F		1,585,000	1,146,000	1,585,000	1,585,000	1,000,000	585,000	
Alte transferuri curente interne	550118		1,000,000	1,000,000	1,000,000	1,000,000	1,000,000		

A	B	1	2	3	4	5	6	7=5-6	8
Finantarea invatamantului particular sua confesional acreditat	550163		585,000	146,000	585,000	585,000		585,000	
TITLUL IX ASISTENTA SOCIALA (cod 57.02)	57		13,063,000	6,349,300	12,969,114	12,969,114	4,379,207	8,589,907	3,667,388
Ajutoare sociale (cod 57.02.01 la 57.02.04)	5702		13,063,000	6,349,300	12,969,114	12,969,114	4,379,207	8,589,907	3,667,388
Ajutoare sociale in numerar	570201		12,876,000	6,210,300	12,782,114	12,782,114	4,377,024	8,405,090	3,665,293
Ajutoare sociale in natura	570202		72,000	24,000	72,000	72,000	2,183	69,817	2,095
Tichete de cresa	570203		115,000	115,000	115,000	115,000		115,000	
TITLUL XI ALTE CHELTUIEL (cod 59.01+59.02+59.08+59.11+59.12+59.15+59.17+59.20+59.22+59.25+59.30+59.35)	59		19,121,000	14,049,990	19,050,000	19,050,000	6,710,739	12,339,261	4,668,082
Burse	5901		800,000	507,990	729,000	729,000		729,000	17,980
Asociatii si fundatii	5911		16,511,000	12,232,000	16,511,000	16,511,000	6,101,568	10,409,432	4,650,102
Sustinerea cultelor	5912		1,810,000	1,310,000	1,810,000	1,810,000	609,171	1,200,829	
OPERATIUNI FINANCIARE (cod 80+81)	79F		4,731,000	1,183,000	4,731,000	4,731,000	1,182,413	3,548,587	
TITLUL XVII RAMBURSARI DE CREDITE (cod 81.01+81.02)	81F		4,731,000	1,183,000	4,731,000	4,731,000	1,182,413	3,548,587	
Rambursari de credite interne (cod 81.02.01+81.02.02+81.02.05)	8102		4,731,000	1,183,000	4,731,000	4,731,000	1,182,413	3,548,587	
Rambursari de credite aferente datoriei publice interne locale	810205		4,731,000	1,183,000	4,731,000	4,731,000	1,182,413	3,548,587	
SECTIUNEA DE DEZVOLTARE (cod 51+55+56+70+81+84)	D	305,641,000	36,980,000	20,808,000	34,832,931	34,832,931	7,052,329	27,780,602	22,828,535
TITLUL VI TRANSFERURI INTRE UNITATI ALE ADMINISTRATIEI PUBLICE (cod 51.02)	51D		3,064,000	239,000	3,064,000	3,064,000	172,000	2,892,000	172,000
Transferuri de capital (cod 51.02.12+ 51.02.28+51.02.29)	5102		3,064,000	239,000	3,064,000	3,064,000	172,000	2,892,000	172,000
Transferuri pentru finantarea investitiilor la spitale	510212		439,000	239,000	439,000	439,000	172,000	267,000	172,000
Alte transferuri de capital catre instituti publice	510229		2,625,000		2,625,000	2,625,000		2,625,000	
TITLUL VII ALTE TRANSFERURI (cod 55.01)	55D	3,000,000	2,843,000	2,690,000	2,843,000	2,843,000	1,322,924	1,520,076	
A. Transferuri interne (cod 55.01.03+55.01.07+55.01.08 la 55.01.10+55.01.12+55.01.13+55.01.15+55.01.28+55.01.42+55.01.56)	5501D	3,000,000	2,843,000	2,690,000	2,843,000	2,843,000	1,322,924	1,520,076	
Investitii ale agentilor economici cu capital de stat	550112	3,000,000	2,506,000	2,506,000	2,506,000	2,506,000	1,204,959	1,301,041	
Transferuri din bugetul local catre asociatiile de dezvoltare intercomunitara	550142		337,000	184,000	337,000	337,000	117,965	219,035	
Titlu VIII PROIECTE CU FINANTARE DIN FONDURI EXTERNE NERAMBURSABILE (FEN) POSTADERARE (cod 56.01 la 56.05+56.07+56.08+56.11+56.15 la 56.18+56.25+56.27+56.28)	56	3,430,000	4,444,000	3,120,000	4,444,000	4,444,000	140,339	4,303,661	17,581,688

A	B	1	2	3	4	5	6	7=5-6	8
Programe din Fondul European de Dezvoltare Regionala (FEDR) (cod 56.01.01 la 56.01.03)	5601	646,000	1,081,000	1,081,000	1,081,000	1,081,000	14,542	1,066,458	17,543,941
Finantarea nationala*)	560101								1,343,184
Finantarea externa nerambursabila*)	560102								5,426,823
Cheltuieli neeligibile*)	560103	646,000	1,081,000	1,081,000	1,081,000	1,081,000	14,542	1,066,458	10,773,934
Programe din Fondul de Coeziune(FC) (56.03.01 la 56.03.03)	5603		53,000	53,000	53,000	53,000	48,660	4,340	37,747
Cheltuieli neeligibile*)	560303		53,000	53,000	53,000	53,000	48,660	4,340	37,747
Mecanismul financiar SEE (cod 56.17.01 la 56.17.03)	5617	2,784,000	3,310,000	1,986,000	3,310,000	3,310,000	77,137	3,232,863	
Finantarea nationala*)	561701	2,784,000	1,795,000	1,077,000	1,795,000	1,795,000	12,462	1,782,538	
Finantarea externa nerambursabila*)	561702		1,515,000	909,000	1,515,000	1,515,000	64,675	1,450,325	
CHELTUIELI DE CAPITAL ((cod 71+72+75)	70	299,211,000	20,288,000	13,098,000	19,440,931	19,440,931	3,839,265	15,601,666	5,074,847
TITLUL XIII ACTIVE NEFINANCIARE (cod 71.01 + 71.03)	71	299,211,000	20,288,000	13,098,000	19,440,931	19,440,931	3,839,265	15,601,666	5,074,847
Active fixe (cod 71.01.01 la 71.01.03+71.01.30)	7101	27,654,000	7,817,000	5,987,000	7,629,931	7,629,931	2,205,682	5,424,249	2,046,279
Constructii	710101	11,882,000	1,726,000	1,176,000	1,726,000	1,726,000	77,380	1,648,620	1,252,984
Masini, echipamente si mijloace de transport	710102	144,000	144,000	144,000	99,100	99,100	81,200	17,900	203,677
Mobilier, aparatura birotica si alte active corporale	710103	686,000	856,000	716,000	856,000	856,000	703,866	152,134	124,052
Alte active fixe	710130	14,942,000	5,091,000	3,951,000	4,948,831	4,948,831	1,343,236	3,605,595	466,566
Reparatii capitale aferente activelor fixe	7103	271,557,000	12,471,000	7,111,000	11,811,000	11,811,000	1,633,583	10,177,417	3,028,568
OPERATIUNI FINANCIARE (cod 81)	79D		6,341,000	1,661,000	5,041,000	5,041,000	1,577,801	3,463,199	
TITLUL XVII RAMBURSARI DE CREDITE (cod 81.04)	81D		6,341,000	1,661,000	5,041,000	5,041,000	1,577,801	3,463,199	
Rambursarea imprumuturilor contractate pentru finantarea proiectelor cu finantare UE	8104		6,341,000	1,661,000	5,041,000	5,041,000	1,577,801	3,463,199	

NOTA: Sumele inscrise in col. 5 "Plati efectuate " cu semnul minus la Titlul 85, art. 85.01 "Plati efectuate din anii precedenti si recuperate in anul curent", se inscriu si pe col. 3 "Angajamente bugetare" si col. 4 "Angajamente legale" la acelasi cod tot cu semnul minus , astfel incat in col. 6 "Angajamente legale de platit" sa nu fie raportate sume.

Conducatorul institutiei

CATALIN CHERECHES



Conducatorul compartimentului
financiar-contabil
CARMEN POP

CONTUL DE EXECUTIE AL INSTITUTIILOR PUBLICE - CHELTUIELI

la data de 31.03.2016

Cod 21 Capitol 51020103

Subcapitol

-lei-

Denumirea indicatorilor *)	Cod indicator	Credite de angajament	Credite bugetare		Angajamente bugetare	Angajamente legale	Plati efectuate	Angajamente legale de platit	Cheltuieli efective
			initiale	definitive					
A	B	1	2	3	4	5	6	7=5-6	8
TOTAL CHELTUIELI(SECTIUNEA DE FUNCTIONARE+SECTIUNEA DE DEZVOLTARE)		707,000	18,056,000	5,069,000	16,473,000	16,473,000	4,506,200	11,966,800	4,354,772
SECTIUNEA DE FUNCTIONARE (cod 01+79+84)	F		17,476,000	4,742,000	15,893,000	15,893,000	4,246,212	11,646,788	4,208,352
CHELTUIELI CURENTE (10+20+30+40+50+51SF+55SF+57+59)	01F		17,476,000	4,742,000	15,893,000	15,893,000	4,246,212	11,646,788	4,208,352
TITLUL I CHELTUIELI DE PERSONAL (cod 10.01 la10.03)	10		15,000,000	3,849,000	15,000,000	15,000,000	3,606,577	11,393,423	3,574,059
Cheltuieli salariale in bani (cod 10.01.01 la 10.01.16+10.01.30)	1001		12,235,000	3,115,000	12,235,000	12,235,000	2,937,482	9,297,518	2,917,351
Salarii de baza	100101		11,200,000	2,850,000	11,200,000	11,200,000	2,690,850	8,509,150	2,662,272
Sporuri pentru conditii de munca	100105		750,000	190,000	750,000	750,000	185,074	564,926	190,302
Alte sporuri	100106		5,000	3,000	5,000	5,000	2,594	2,406	3,172
Indemnizatii platite unor persoane din afara unitatii	100112		190,000	48,000	190,000	190,000	42,442	147,558	41,340
Indemnizatii de delegare	100113		15,000	4,000	15,000	15,000	1,608	13,392	1,608
Alte drepturi salariale in bani	100130		75,000	20,000	75,000	75,000	14,914	60,086	18,657
Contributii (cod 10.03.01 la 10.03.06)	1003		2,765,000	734,000	2,765,000	2,765,000	669,095	2,095,905	656,708
Contributii de asigurari sociale de stat	100301		1,930,000	491,000	1,930,000	1,930,000	463,026	1,466,974	461,719
Contributii de asigurari de somaj	100302		61,000	16,000	61,000	61,000	14,231	46,769	14,202
Contributii de asigurari sociale de sanatate	100303		636,000	162,000	636,000	636,000	152,753	483,247	151,620
Contributii de asigurari pentru accidente de munca si boli profesionale	100304		18,000	5,000	18,000	18,000	4,395	13,605	4,382
Contributii pentru concedii si indemnizatii	100306		120,000	60,000	120,000	120,000	34,690	85,310	24,785
TITLUL II BUNURI SI SERVICII (cod 20.01 la 20.06+20.09 la	20		2,476,000	893,000	893,000	893,000	639,635	253,365	634,293


A	B	1	2	3	4	5	6	7=5-6	8
20.16+20.18 la 20.25+20.27+20.30)									
Bunuri si servicii (cod 20.01.01 la 20.01.09+20.01.30)	2001		1,685,000	630,000	630,000	630,000	459,171	170,829	446,053
Furnituri de birou	200101		295,000	115,000	115,000	115,000	99,737	15,263	82,025
Materiale pentru curatenie	200102		4,000	4,000	4,000	4,000	3,426	574	1,655
Incalzit, iluminat si forta motrica	200103		520,000	275,000	275,000	275,000	210,608	64,392	217,811
Apa, canal si salubritate	200104		50,000	15,000	15,000	15,000	8,626	6,374	9,076
Carburanti si lubrifianti	200105		40,000	10,000	10,000	10,000	6,686	3,314	6,997
Posta, telecomunicatii, radio, tv, internet	200108		280,000	80,000	80,000	80,000	63,835	16,165	63,835
Materiale si prestari de servicii cu caracter functional	200109		280,000	65,000	65,000	65,000	18,008	46,992	17,677
Alte bunuri si servicii pentru intretinere si functionare	200130		216,000	66,000	66,000	66,000	48,245	17,755	46,977
Reparatii curente	2002		40,000						
Bunuri de natura obiectelor de inventar (cod 20.05.01+20.05.03+20.05.30)	2005		40,000	20,000	20,000	20,000	5,802	14,198	
Alte obiecte de inventar	200530		40,000	20,000	20,000	20,000	5,802	14,198	
Deplasari, detasari, transferari (cod 20.06.01+20.06.02)	2006		80,000	35,000	35,000	35,000	23,274	11,726	24,999
Deplasari interne, detasari, transferari	200601		60,000	25,000	25,000	25,000	18,654	6,346	20,379
Deplasari in strainatate	200602		20,000	10,000	10,000	10,000	4,620	5,380	4,620
Carti, publicatii si materiale documentare	2011		15,000	7,000	7,000	7,000	5,126	1,874	5,239
Pregatire profesionala	2013		5,000	5,000	5,000	5,000	2,400	2,600	2,400
Protectia muncii	2014		9,000	3,000	3,000	3,000	2,035	965	1,585
Cheltuieli judiciare si extrajudiciare derivate din actiuni in reprezentarea intereselor statului, potrivit dispozitiilor legale	2025		50,000	20,000	20,000	20,000	13,275	6,725	13,275
Alte cheltuieli (cod 20.30.01 la 20.30.04+20.30.06+20.30.07+20.30.09+20.30.30)	2030		552,000	173,000	173,000	173,000	128,552	44,448	140,742
Reclama si publicitate	203001		100,000	40,000	40,000	40,000	14,060	25,940	28,235
Protocol si reprezentare	203002		19,000	8,000	8,000	8,000	6,267	1,733	4,550
Prime de asigurare non-viata	203003		45,000	15,000	15,000	15,000	7,791	7,209	7,791
Chirii	203004		177,000	5,000	5,000	5,000	4,415	585	4,415
Alte cheltuieli cu bunuri si servicii	203030		211,000	105,000	105,000	105,000	96,019	8,981	95,751
SECTIUNEA DE DEZVOLTARE (cod 51+55+56+70+81+84)	D	707,000	580,000	327,000	580,000	580,000	259,988	320,012	146,420
TITLUL VII ALTE TRANSFERURI (cod 55.01)	55D		337,000	184,000	337,000	337,000	117,965	219,035	
A. Transferuri interne (cod 55.01.03+55.01.07+55.01.08 la 55.01.10+55.01.12+55.01.13+55.01.15+55.01.28+55.01.42+55	5501D		337,000	184,000	337,000	337,000	117,965	219,035	

A	B	1	2	3	4	5	6	7=5-6	8
.01.56)									
Transferuri din bugetul local catre asociatiile de dezvoltare intercomunitara	550142		337,000	184,000	337,000	337,000	117,965	219,035	
CHELTUIELI DE CAPITAL ((cod 71+72+75)	70	707,000	243,000	143,000	243,000	243,000	142,023	100,977	146,420
TITLUL XIII ACTIVE NEFINANCIARE (cod 71.01 + 71.03)	71	707,000	243,000	143,000	243,000	243,000	142,023	100,977	146,420
Active fixe (cod 71.01.01 la 71.01.03+71.01.30)	7101	707,000	243,000	143,000	243,000	243,000	142,023	100,977	146,420
Masini, echipamente si mijloace de transport	710102								120,622
Mobilier, aparatura birotica si alte active corporale	710103	344,000	197,000	97,000	197,000	197,000	96,910	100,090	1,564
Alte active fixe	710130	363,000	46,000	46,000	46,000	46,000	45,113	887	24,234

NOTA: Sumele inscrise in col. 5 "Plati efectuate " cu semnul minus la Titlul 85, art. 85.01 "Plati efectuate din anii precedenti si recuperate in anul curent", se inscriu si pe col. 3 "Angajamente bugetare" si col. 4 "Angajamente legale" la acelasi cod tot cu semnul minus , astfel incat in col. 6 "Angajamente legale de platit" sa nu fie raportate sume.

Conducatorul institutiei

CATALIN CHERECHES



Conducatorul compartimentului
financiar-contabil
CARMEN POP

CONTUL DE EXECUTIE AL INSTITUTIILOR PUBLICE - CHELTUIELI

la data de 31.03.2016

Cod 21 Capitol 5402

Subcapitol

-lei-

Denumirea indicatorilor *)	Cod indicator	Credite de angajament	Credite bugetare		Angajamente bugetare	Angajamente legale	Plati efectuate	Angajamente legale de platit	Cheltuieli efective
			initiale	definitive					
A	B	1	2	3	4	5	6	7=5-6	8
TOTAL CHELTUIELI(SECTIUNEA DE FUNCTIONARE+SECTIUNEA DE DEZVOLTARE)		3,000	1,876,000	384,260	1,699,260	1,699,260	271,719	1,427,541	245,680
SECTIUNEA DE FUNCTIONARE (cod 01+79+84)	F		1,860,000	368,260	1,683,260	1,683,260	255,736	1,427,524	243,328
CHELTUIELI CURENTE (10+20+30+40+50+51SF+55SF+57+59)	01F		1,860,000	368,260	1,683,260	1,683,260	255,736	1,427,524	243,328
TITLUL I CHELTUIELI DE PERSONAL (cod 10.01 la 10.03)	10		1,560,000	245,000	1,560,000	1,560,000	227,892	1,332,108	218,242
Cheltuieli salariale in bani (cod 10.01.01 la 10.01.16+10.01.30)	1001		1,379,500	198,500	1,379,500	1,379,500	185,979	1,193,521	183,320
Salarii de baza	100101		714,000	179,000	714,000	714,000	171,360	542,640	168,759
Sporuri pentru conditii de munca	100105		60,000	16,000	60,000	60,000	13,580	46,420	13,522
Indemnizatii platite unor persoane din afara unitatii	100112		600,000		600,000	600,000		600,000	
Indemnizatii de delegare	100113		500	500	500	500		500	
Alte drepturi salariale in bani	100130		5,000	3,000	5,000	5,000	1,039	3,961	1,039
Contributii (cod 10.03.01 la 10.03.06)	1003		180,500	46,500	180,500	180,500	41,913	138,587	34,922
Contributii de asigurari sociale de stat	100301		123,000	32,000	123,000	123,000	29,042	93,958	29,032
Contributii de asigurari de somaj	100302		4,000	1,000	4,000	4,000	917	3,083	916
Contributii de asigurari sociale de sanatate	100303		41,000	10,000	41,000	41,000	9,536	31,464	3,139
Contributii de asigurari pentru accidente de munca si boli profesionale	100304		2,000	500	2,000	2,000	276	1,724	276
Contributii pentru concedii si indemnizatii	100306		10,500	3,000	10,500	10,500	2,142	8,358	1,559
TITLUL II BUNURI SI SERVICII (cod 20.01 la 20.06+20.09 la 20.16+20.18 la 20.25+20.27+20.30)	20		300,000	123,260	123,260	123,260	27,844	95,416	25,086

A	B	1	2	3	4	5	6	7=5-6	8
Bunuri si servicii (cod 20.01.01 la 20.01.09+20.01.30)	2001		116,000	50,260	50,260	50,260	23,705	26,555	22,036
Furnituri de birou	200101		32,000	13,000	13,000	13,000	2,562	10,438	2,311
Incalzit, iluminat si forta motrica	200103		32,000	17,260	17,260	17,260	16,886	374	15,257
Apa, canal si salubritate	200104		5,000	3,000	3,000	3,000	1,001	1,999	1,189
Carburanti si lubrifianti	200105		15,000						
Posta, telecomunicatii, radio, tv, internet	200108		1,000	1,000	1,000	1,000		1,000	
Materiale si prestari de servicii cu caracter functional	200109		1,000	1,000	1,000	1,000		1,000	
Alte bunuri si servicii pentru intretinere si functionare	200130		30,000	15,000	15,000	15,000	3,256	11,744	3,279
Reparatii curente	2002		3,000	2,000	2,000	2,000		2,000	
Bunuri de natura obiectelor de inventar (cod 20.05.01+20.05.03+20.05.30)	2005		3,000	2,000	2,000	2,000	1,089	911	
Alte obiecte de inventar	200530		3,000	2,000	2,000	2,000	1,089	911	
Deplasari, detasari, transferari (cod 20.06.01+20.06.02)	2006		2,000	1,000	1,000	1,000		1,000	
Deplasari interne, detasari, transferari	200601		2,000	1,000	1,000	1,000		1,000	
Pregatire profesionala	2013		7,000	4,000	4,000	4,000		4,000	
Alte cheltuieli (cod 20.30.01 la 20.30.04+20.30.06+20.30.07+20.30.09+20.30.30)	2030		169,000	64,000	64,000	64,000	3,050	60,950	3,050
Alte cheltuieli cu bunuri si servicii	203030		169,000	64,000	64,000	64,000	3,050	60,950	3,050
SECTIUNEA DE DEZVOLTARE (cod 51+55+56+70+81+84)	D	3,000	16,000	16,000	16,000	16,000	15,983	17	2,352
CHELTUIELI DE CAPITAL ((cod 71+72+75)	70	3,000	16,000	16,000	16,000	16,000	15,983	17	2,352
TITLUL XIII ACTIVE NEFINANCIARE (cod 71.01 + 71.03)	71	3,000	16,000	16,000	16,000	16,000	15,983	17	2,352
Active fixe (cod 71.01.01 la 71.01.03+71.01.30)	7101	3,000	16,000	16,000	16,000	16,000	15,983	17	2,352
Masini, echipamente si mijloace de transport	710102								2,352
Mobilier, aparatura birotica si alte active corporale	710103	2,000	16,000	16,000	16,000	16,000	15,983	17	
Alte active fixe	710130	1,000							

NOTA: Sumele inscrise in col. 5 "Plati efectuate" cu semnul minus la Titlul 85, art. 85.01 "Plati efectuate din anii precedenti si recuperate in anul curent", se inscriu si pe col. 3 "Angajamente bugetare" si col. 4 "Angajamente legale" la acelasi cod tot cu semnul minus, astfel incat in col. 6 "Angajamente legale de platit" sa nu fie raportate sume.

Conducatorul institutiei

CATALIN CHERECHES



Conducatorul compartimentului
financiar-contabil
CARMEN POP

CONTUL DE EXECUTIE AL INSTITUTIILOR PUBLICE - CHELTUIELI

la data de 31.03.2016

Cod 21 Capitol 5502

Subcapitol


-lei-

Denumirea indicatorilor *)	Cod indicator	Credite de angajament	Credite bugetare		Angajamente bugetare	Angajamente legale	Plati efectuate	Angajamente legale de platit	Cheltuieli efective
			initiale	definitive					
A	B	1	2	3	4	5	6	7=5-6	8
TOTAL CHELTUIELI(SECTIUNEA DE FUNCTIONARE+SECTIUNEA DE DEZVOLTARE)			4,630,000	1,540,000	4,630,000	4,630,000	1,372,574	3,257,426	1,372,541
SECTIUNEA DE FUNCTIONARE (cod 01+79+84)	F		4,630,000	1,540,000	4,630,000	4,630,000	1,372,574	3,257,426	1,372,541
CHELTUIELI CURENTE (10+20+30+40+50+51SF+55SF+57+59)	01F		4,630,000	1,540,000	4,630,000	4,630,000	1,372,574	3,257,426	1,372,541
TITLUL III DOBANZI (cod 30.01 la 30.03)	30		4,630,000	1,540,000	4,630,000	4,630,000	1,372,574	3,257,426	1,372,541
Dobanzi aferente datoriei publice interne (cod 30.01.01+30.01.02)	3001		4,630,000	1,540,000	4,630,000	4,630,000	1,372,574	3,257,426	1,372,541
Dobanzi aferente datoriei publice interne directe	300101		4,630,000	1,540,000	4,630,000	4,630,000	1,372,574	3,257,426	1,372,541

NOTA: Sumele inscrise in col. 5 "Plati efectuate" cu semnul minus la Titlul 85, art. 85.01 "Plati efectuate din anii precedenti si recuperate in anul curent", se inscriu si pe col. 3 "Angajamente bugetare" si col. 4 "Angajamente legale" la acelasi cod tot cu semnul minus, astfel incat in col. 6 "Angajamente legale de platit" sa nu fie raportate sume.

Conducatorul institutiei

CATALIN CHERECHES

Conducatorul compartimentului
financiar-contabil

CARMEN POP

CONTUL DE EXECUTIE AL INSTITUTIILOR PUBLICE - CHELTUIELI

la data de 31.03.2016

Cod 21 Capitol 6102

Subcapitol

-lei-

Denumirea indicatorilor *)	Cod indicator	Credite de angajament	Credite bugetare		Angajamente bugetare	Angajamente legale	Plati efectuate	Angajamente legale de platit	Cheltuieli efective
			initiale	definitive					
A	B	1	2	3	4	5	6	7=5-6	8
TOTAL CHELTUIELI(SECTIUNEA DE FUNCTIONARE+SECTIUNEA DE DEZVOLTARE)		8,064,000	5,515,000	2,009,000	5,237,000	5,237,000	1,773,875	3,463,125	1,388,533
SECTIUNEA DE FUNCTIONARE (cod 01+79+84)	F		5,231,000	1,815,000	4,953,000	4,953,000	1,715,769	3,237,231	1,360,600
CHELTUIELI CURENTE (10+20+30+40+50+51SF+55SF+57+59)	01F		5,231,000	1,815,000	4,953,000	4,953,000	1,715,769	3,237,231	1,360,600
TITLUL I CHELTUIELI DE PERSONAL (cod 10.01 la 10.03)	10		4,656,000	1,518,000	4,656,000	4,656,000	1,459,181	3,196,819	1,215,351
Cheltuieli salariale in bani (cod 10.01.01 la 10.01.16+10.01.30)	1001		3,465,500	894,500	3,465,500	3,465,500	852,870	2,612,630	863,680
Salarii de baza	100101		3,165,000	809,000	3,165,000	3,165,000	773,032	2,391,968	782,243
Sporuri pentru conditii de munca	100105		214,000	60,000	214,000	214,000	55,926	158,074	57,658
Alte sporuri	100106		75,000	21,000	75,000	75,000	20,753	54,247	21,900
Indemnizatii de delegare	100113		500	500	500	500		500	
Alte drepturi salariale in bani	100130		11,000	4,000	11,000	11,000	3,159	7,841	1,879
Cheltuieli salariale in natura (cod 10.02.01 la 10.02.06+10.02.30)	1002		415,500	415,500	415,500	415,500	413,260	2,240	157,412
Norme de hrana	100202		415,500	415,500	415,500	415,500	413,260	2,240	157,412
Contributii (cod 10.03.01 la 10.03.06)	1003		775,000	208,000	775,000	775,000	193,051	581,949	194,259
Contributii de asigurari sociale de stat	100301		547,000	141,000	547,000	547,000	134,794	412,206	136,394
Contributii de asigurari de somaj	100302		17,000	5,000	17,000	17,000	4,264	12,736	4,318
Contributii de asigurari sociale de sanatate	100303		180,000	47,000	180,000	180,000	44,349	135,651	44,911
Contributii de asigurari pentru accidente de munca si boli profesionale	100304		6,000	2,000	6,000	6,000	1,281	4,719	1,295

A	B	1	2	3	4	5	6	7=5-6	8
Contributii pentru concedii si indemnizatii	100306		25,000	13,000	25,000	25,000	8,363	16,637	7,341
TITLUL II BUNURI SI SERVICII (cod 20.01 la 20.06+20.09 la 20.16+20.18 la 20.25+20.27+20.30)	20		575,000	297,000	297,000	297,000	256,588	40,412	145,249
Bunuri si servicii (cod 20.01.01 la 20.01.09+20.01.30)	2001		288,000	124,000	124,000	124,000	95,798	28,202	80,209
Furnituri de birou	200101		14,500	5,000	5,000	5,000	4,430	570	4,034
Incalzit, iluminat si forta motrica	200103		56,000	30,000	30,000	30,000	22,827	7,173	24,397
Apa, canal si salubritate	200104		7,000	3,000	3,000	3,000	2,354	646	1,882
Carburanti si lubrifianti	200105		90,500	30,000	30,000	30,000	19,737	10,263	20,082
Posta, telecomunicatii, radio, tv, internet	200108		67,000	22,500	22,500	22,500	17,863	4,637	17,863
Materiale si prestari de servicii cu caracter functional	200109		3,000	1,000	1,000	1,000	626	374	684
Alte bunuri si servicii pentru intretinere si functionare	200130		50,000	32,500	32,500	32,500	27,961	4,539	11,267
Reparatii curente	2002		33,500	32,000	32,000	32,000	31,775	225	31,775
Hrana (cod 20.03.01+20.03.02)	2003		6,000	3,500	3,500	3,500	2,326	1,174	1,196
Hrana pentru animale	200302		6,000	3,500	3,500	3,500	2,326	1,174	1,196
Medicamente si materiale sanitare (cod 20.04.01 la 20.04.04)	2004		11,000	4,000	4,000	4,000	3,561	439	1,103
Medicamente	200401		5,000	2,000	2,000	2,000	1,897	103	
Materiale sanitare	200402		6,000	2,000	2,000	2,000	1,664	336	1,103
Bunuri de natura obiectelor de inventar (cod 20.05.01+20.05.03+20.05.30)	2005		49,000	31,500	31,500	31,500	28,486	3,014	
Uniforme si echipament	200501		18,000	4,000	4,000	4,000	3,122	878	
Alte obiecte de inventar	200530		31,000	27,500	27,500	27,500	25,364	2,136	
Deplasari, detasari, transferari (cod 20.06.01+20.06.02)	2006		2,000	500	500	500	53	447	53
Deplasari interne, detasari, transferari	200601		2,000	500	500	500	53	447	53
Pregatire profesionala	2013		20,000	20,000	20,000	20,000	20,000		
Protectia muncii	2014		6,500	1,500	1,500	1,500	420	1,080	210
Munitie, furnituri si armament de natura activelor fixe pentru armata	2015		43,500	43,500	43,500	43,500	43,466	34	
Cheltuieli judiciare si extrajudiciare derivate din actiuni in reprezentarea intereselor statului, potrivit dispozitiilor legale	2025		2,000						
Alte cheltuieli (cod 20.30.01 la 20.30.04+20.30.06+20.30.07+20.30.09+20.30.30)	2030		113,500	36,500	36,500	36,500	30,703	5,797	30,703
Prime de asigurare non-viata	203003		36,000	10,000	10,000	10,000	9,335	665	9,335
Chirii	203004		65,500	20,000	20,000	20,000	16,439	3,561	16,439

A	B	1	2	3	4	5	6	7=5-6	8
Alte cheltuieli cu bunuri si servicii	203030		12,000	6,500	6,500	6,500	4,929	1,571	4,929
SECTIUNEA DE DEZVOLTARE (cod 51+55+56+70+81+84)	D	8,064,000	284,000	194,000	284,000	284,000	58,106	225,894	27,933
CHELTUIELI DE CAPITAL ((cod 71+72+75)	70	8,064,000	284,000	194,000	284,000	284,000	58,106	225,894	27,933
TITLUL XIII ACTIVE NEFINANCIARE (cod 71.01 + 71.03)	71	8,064,000	284,000	194,000	284,000	284,000	58,106	225,894	27,933
Active fixe (cod 71.01.01 la 71.01.03+71.01.30)	7101	1,452,000	184,000	144,000	184,000	184,000	58,106	125,894	27,933
Constructii	710101								5,840
Masini, echipamente si mijloace de transport	710102								10,085
Mobilier, aparatura birotica si alte active corporale	710103	340,000	72,000	32,000	72,000	72,000	30,368	41,632	4,801
Alte active fixe	710130	1,112,000	112,000	112,000	112,000	112,000	27,738	84,262	7,207
Reparatii capitale aferente activelor fixe	7103	6,612,000	100,000	50,000	100,000	100,000		100,000	

NOTA: Sumele inscrise in col. 5 "Plati efectuate" cu semnul minus la Titlul 85, art. 85.01 "Plati efectuate din anii precedenti si recuperate in anul curent", se inregistreaza si pe col. 3 "Angajamente bugetare" si col. 4 "Angajamente legale" la acelasi cod tot cu semnul minus, astfel incat in col. 6 "Angajamente legale de platit" sa nu fie raportate sume.

Conducatorul institutiei

CATALIN CHERECHES



Conducatorul compartimentului
financiar-contabil
CARMEN POP

CONTUL DE EXECUTIE AL INSTITUTIILOR PUBLICE - CHELTUIELI

la data de 31.03.2016

Cod 21 Capitol 6502

Subcapitol

-lei-

Denumirea indicatorilor *)	Cod indicator	Credite de angajament	Credite bugetare		Angajamente bugetare	Angajamente legale	Plati efectuate	Angajamente legale de platit	Cheltuieli efective
			initiale	definitive					
A	B	1	2	3	4	5	6	7=5-6	8
TOTAL CHELTUIELI(SECTIUNEA DE FUNCTIONARE+SECTIUNEA DE DEZVOLTARE)		4,438,000	104,725,000	35,919,740	90,519,152	90,519,152	29,060,845	61,458,307	26,853,967
SECTIUNEA DE FUNCTIONARE (cod 01+79+84)	F		96,220,000	29,713,740	82,786,221	82,786,221	26,340,253	56,445,968	26,674,677
CHELTUIELI CURENTE (10+20+30+40+50+51SF+55SF+57+59)	01F		96,220,000	29,713,740	82,786,221	82,786,221	26,340,253	56,445,968	26,674,677
TITLUL I CHELTUIELI DE PERSONAL (cod 10.01 la10.03)	10		82,542,000	22,543,000	75,752,044	75,752,044	21,977,002	53,775,042	22,205,031
Cheltuieli salariale in bani (cod 10.01.01 la 10.01.16+10.01.30)	1001		66,435,450	18,243,770	60,983,744	60,983,744	17,923,283	43,060,461	18,106,126
Salarii de baza	100101		61,733,090	16,960,380	56,656,423	56,656,423	16,749,492	39,906,931	16,708,734
Sporuri pentru conditii de munca	100105		84,700	13,500	74,200	74,200	12,861	61,339	15,255
Alte sporuri	100106		288,090	76,240	265,269	265,269	63,517	201,752	60,388
Fond pentru posturi ocupate prin cumul	100110		40,650	14,550	40,650	40,650	9,028	31,622	9,407
Fond aferent platii cu ora	100111		4,197,920	1,167,600	3,857,151	3,857,151	1,081,905	2,775,246	1,305,027
Indemnizatii de delegare	100113		1,500	500	551	551	51	500	51
Alte drepturi salariale in bani	100130		89,500	11,000	89,500	89,500	6,429	83,071	7,264
Contributii (cod 10.03.01 la 10.03.06)	1003		16,106,550	4,299,230	14,768,300	14,768,300	4,053,719	10,714,581	4,098,905
Contributii de asigurari sociale de stat	100301		10,983,480	2,912,600	10,085,199	10,085,199	2,835,839	7,249,360	2,869,178
Contributii de asigurari de somaj	100302		380,350	100,830	349,593	349,593	87,951	261,642	88,718
Contributii de asigurari sociale de sanatate	100303		3,648,280	972,800	3,350,986	3,350,986	932,015	2,418,971	941,522
Contributii de asigurari pentru accidente de munca si boli profesionale	100304		163,280	43,070	147,421	147,421	30,875	116,546	31,180
Contributii pentru concedii si indemnizatii	100306		931,160	269,930	835,101	835,101	167,039	668,062	168,307


A	B	1	2	3	4	5	6	7=5-6	8
TITLUL II BUNURI SI SERVICII (cod 20.01 la 20.06+20.09 la 20.16+20.18 la 20.25+20.27+20.30)	20		11,741,000	6,239,450	5,262,063	5,262,063	4,241,420	1,020,643	4,331,259
Bunuri si servicii (cod 20.01.01 la 20.01.09+20.01.30)	2001		9,323,600	4,826,200	4,253,646	4,253,645	3,617,224	636,421	3,826,393
Furnituri de birou	200101		191,120	76,370	47,447	47,447	27,458	19,989	19,829
Materiale pentru curatenie	200102		234,820	91,720	74,404	74,404	44,290	30,114	41,382
Incalzit, iluminat si forta motrica	200103		5,729,730	3,247,040	3,001,292	3,001,292	2,628,176	373,116	2,892,294
Apa, canal si salubritate	200104		827,240	329,310	268,190	268,190	211,549	56,641	210,976
Carburanti si lubrifianti	200105		1,500	1,500	1,500	1,500		1,500	
Piese de schimb	200106		4,000	1,000	1,000	1,000	311	689	312
Transport	200107		483,800	240,140	219,872	219,872	161,797	58,075	194,592
Posta, telecomunicatii, radio, tv, internet	200108		273,690	107,450	82,987	82,987	59,126	23,861	67,814
Materiale si prestari de servicii cu caracter functional	200109		600,140	319,280	262,445	262,445	238,004	24,441	180,157
Alte bunuri si servicii pentru intretinere si functionare	200130		977,560	412,390	294,508	294,508	246,513	47,995	219,037
Reparatii curente	2002		802,000	703,500	516,798	516,798	311,798	205,000	113,571
Medicamente si materiale sanitare (cod 20.04.01 la 20.04.04)	2004		7,570	1,920	980	980	480	500	480
Medicamente	200401		5,150	1,000	350	350		350	
Materiale sanitare	200402		2,420	920	630	630	480	150	480
Bunuri de natura obiectelor de inventar (cod 20.05.01+20.05.03+20.05.30)	2005		625,400	298,680	166,957	166,957	61,444	105,513	176,743
Uniforme si echipament	200501		4,500	2,000	2,000	2,000		2,000	
Alte obiecte de inventar	200530		620,900	296,680	164,957	164,957	61,444	103,513	176,743
Deplasari, detasari, transferari (cod 20.06.01+20.06.02)	2006		30,050	15,000	7,633	7,633	2,577	5,056	2,577
Deplasari interne, detasari, transferari	200601		30,050	15,000	7,633	7,633	2,577	5,056	2,577
Materiale de laborator	2009		6,000	2,000	1,000	1,000		1,000	
Carti, publicatii si materiale documentare	2011		44,350	24,850	18,971	18,971	7,287	11,684	5,949
Consultanta si expertiza	2012		2,500	1,500	1,080	1,080	1,080		1,080
Pregatire profesionala	2013		61,400	38,700	22,630	22,630	7,980	14,650	7,520
Protectia muncii	2014		27,500	10,000	6,628	6,628	3,165	3,463	4,188
Alte cheltuieli (cod 20.30.01 la 20.30.04+20.30.06+20.30.07+20.30.09+20.30.30)	2030		810,630	317,100	265,741	265,741	228,385	37,356	192,758
Protocol si reprezentare	203002		1,500	500					
Prime de asigurare non-viata	203003		91,070	31,320	22,946	22,946	21,939	1,007	19,280
Chirii	203004		88,000	44,000	44,000	44,000	44,000		44,000

A	B	1	2	3	4	5	6	7=5-6	8
Alte cheltuieli cu bunuri si servicii	203030		630,060	241,280	198,795	198,795	162,446	36,349	129,478
TITLUL VII ALTE TRANSFERURI (cod 55.01+ 55.02)	55F		585,000	146,000	585,000	585,000		585,000	
Transferuri interne (55.01.18+55.01.54)	5501F		585,000	146,000	585,000	585,000		585,000	
Finantarea invatamantului particular sua confesional acreditat	550163		585,000	146,000	585,000	585,000		585,000	
TITLUL IX ASISTENTA SOCIALA (cod 57.02)	57		552,000	277,300	458,114	458,114	121,831	336,283	120,407
Ajutoare sociale (cod 57.02.01 la 57.02.04)	5702		552,000	277,300	458,114	458,114	121,831	336,283	120,407
Ajutoare sociale in numerar	570201		437,000	162,300	343,114	343,114	121,831	221,283	120,407
Tichete de cresa	570203		115,000	115,000	115,000	115,000		115,000	
TITLUL XI ALTE CHELTUIELI (cod 59.01+59.02+59.08+59.11+59.12+59.15+59.17+59.20+59.22+59.25+59.30+59.35)	59		800,000	507,990	729,000	729,000		729,000	17,980
Burse	5901		800,000	507,990	729,000	729,000		729,000	17,980
SECTIUNEA DE DEZVOLTARE (cod 51+55+56+70+81+84)	D	4,438,000	8,505,000	6,206,000	7,732,931	7,732,931	2,720,592	5,012,339	179,290
CHELTUIELI DE CAPITAL ((cod 71+72+75)	70	4,438,000	6,009,000	4,545,000	5,236,931	5,236,931	1,142,791	4,094,140	179,290
TITLUL XIII ACTIVE NEFINANCIARE (cod 71.01 + 71.03)	71	4,438,000	6,009,000	4,545,000	5,236,931	5,236,931	1,142,791	4,094,140	179,290
Active fixe (cod 71.01.01 la 71.01.03+71.01.30)	7101	428,000	698,000	698,000	585,931	585,931	351,085	234,846	178,320
Constructii	710101								10,362
Masini, echipamente si mijloace de transport	710102	144,000	144,000	144,000	99,100	99,100	81,200	17,900	62,615
Mobilier, aparatura birotica si alte active corporale	710103								62,836
Alte active fixe	710130	284,000	554,000	554,000	486,831	486,831	269,885	216,946	42,507
Reparatii capitale aferente activelor fixe	7103	4,010,000	5,311,000	3,847,000	4,651,000	4,651,000	791,706	3,859,294	970
OPERATIUNI FINANCIARE (cod 81)	79D		2,496,000	1,661,000	2,496,000	2,496,000	1,577,801	918,199	
TITLUL XVII RAMBURSARI DE CREDITE (cod 81.04)	81D		2,496,000	1,661,000	2,496,000	2,496,000	1,577,801	918,199	
Rambursarea imprumuturilor contractate pentru finantarea proiectelor cu finantare UE	8104		2,496,000	1,661,000	2,496,000	2,496,000	1,577,801	918,199	

NOTA: Sumele inscrise in col. 5 "Plati efectuate" cu semnul minus la Titlul 85, art. 85.01 "Plati efectuate din anii precedenti si recuperate in anul curent", se inscriu si pe col. 3 "Angajamente bugetare" si col. 4 "Angajamente legale" la acelasi cod tot cu semnul minus, astfel incat in col. 6 "Angajamente legale de platit" sa nu fie raportate sume.

Conducatorul institutiei

CATALIN CHERECHES



Conducatorul compartimentului
financiar-contabil

CARMEN POP



CONTUL DE EXECUTIE AL INSTITUTIILOR PUBLICE - CHELTUIELI

la data de 31.03.2016

Cod 21 Capitol 6602

Subcapitol

-lei-


Denumirea indicatorilor *)	Cod indicator	Credite de angajament	Credite bugetare		Angajamente bugetare	Angajamente legale	Plati efectuate	Angajamente legale de platit	Cheltuieli efective
			initiale	definitive					
A	B	1	2	3	4	5	6	7=5-6	8
TOTAL CHELTUIELI(SECTIUNEA DE FUNCTIONARE+SECTIUNEA DE DEZVOLTARE)			3,695,000	1,484,000	3,640,000	3,640,000	938,249	2,701,751	973,022
SECTIUNEA DE FUNCTIONARE (cod 01+79+84)	F		3,256,000	1,245,000	3,201,000	3,201,000	766,249	2,434,751	801,022
CHELTUIELI CURENTE (10+20+30+40+50+51SF+55SF+57+59)	01F		3,256,000	1,245,000	3,201,000	3,201,000	766,249	2,434,751	801,022
TITLUL I CHELTUIELI DE PERSONAL (cod 10.01 la 10.03)	10		2,189,000	681,000	2,189,000	2,189,000	555,470	1,633,530	589,441
Cheltuieli salariale in bani (cod 10.01.01 la 10.01.16+10.01.30)	1001		1,783,000	539,000	1,783,000	1,783,000	448,620	1,334,380	483,308
Salarii de baza	100101		1,585,000	470,000	1,585,000	1,585,000	385,215	1,199,785	406,273
Sporuri pentru conditii de munca	100105		180,000	60,000	180,000	180,000	59,633	120,367	73,361
Alte drepturi salariale in bani	100130		18,000	9,000	18,000	18,000	3,772	14,228	3,674
Contributii (cod 10.03.01 la 10.03.06)	1003		406,000	142,000	406,000	406,000	106,850	299,150	106,133
Contributii de asigurari sociale de stat	100301		270,000	90,000	270,000	270,000	71,156	198,844	76,577
Contributii de asigurari de somaj	100302		12,000	4,000	12,000	12,000	2,242	9,758	2,416
Contributii de asigurari sociale de sanatate	100303		84,000	28,000	84,000	84,000	23,328	60,672	25,132
Contributii de asigurari pentru accidente de munca si boli profesionale	100304		6,000	2,000	6,000	6,000	677	5,323	728
Contributii pentru concedii si indemnizatii	100306		34,000	18,000	34,000	34,000	9,447	24,553	1,280
TITLUL II BUNURI SI SERVICII (cod 20.01 la 20.06+20.09 la 20.16+20.18 la 20.25+20.27+20.30)	20		95,000	40,000	40,000	40,000	8,596	31,404	9,486
Bunuri si servicii (cod 20.01.01 la 20.01.09+20.01.30)	2001		27,000	14,000	14,000	14,000	3,763	10,237	4,083
Furnituri de birou	200101		5,000	3,000	3,000	3,000	1,200	1,800	1,183

A	B	1	2	3	4	5	6	7=5-6	8
Posta, telecomunicatii, radio, tv, internet	200108		9,000	3,000	3,000	3,000	2,270	730	2,270
Materiale si prestari de servicii cu caracter functional	200109		8,000	4,000	4,000	4,000	293	3,707	210
Alte bunuri si servicii pentru intretinere si functionare	200130		5,000	4,000	4,000	4,000		4,000	420
Medicamente si materiale sanitare (cod 20.04.01 la 20.04.04)	2004		39,000	13,000	13,000	13,000	849	12,151	5,403
Medicamente	200401		18,000	6,000	6,000	6,000		6,000	
Materiale sanitare	200402		21,000	7,000	7,000	7,000	849	6,151	5,403
Bunuri de natura obiectelor de inventar (cod 20.05.01+20.05.03+20.05.30)	2005		20,000	10,000	10,000	10,000	2,006	7,994	
Alte obiecte de inventar	200530		20,000	10,000	10,000	10,000	2,006	7,994	
Alte cheltuieli (cod 20.30.01 la 20.30.04+20.30.06+20.30.07+20.30.09+20.30.30)	2030		9,000	3,000	3,000	3,000	1,978	1,022	
Alte cheltuieli cu bunuri si servicii	203030		9,000	3,000	3,000	3,000	1,978	1,022	
TITLUL VI TRANSFERURI INTRE UNITATI ALE ADMINISTRATIEI PUBLICE (cod 51.01) (cod 51.01)	51F		900,000	500,000	900,000	900,000	200,000	700,000	200,000
Transferuri curente (cod 51.01.01+51.01.03+51.01.05+51.01.14+51.01.15+ 51.01.24 +51.01.26 +51.01.31+51.01.39+51.01.46+51.01.49+51.01.60+51.01.61)	5101		900,000	500,000	900,000	900,000	200,000	700,000	200,000
Actiuni de sanatate	510103		900,000	500,000	900,000	900,000	200,000	700,000	200,000
TITLUL IX ASISTENTA SOCIALA (cod 57.02)	57		72,000	24,000	72,000	72,000	2,183	69,817	2,095
Ajutoare sociale (cod 57.02.01 la 57.02.04)	5702		72,000	24,000	72,000	72,000	2,183	69,817	2,095
Ajutoare sociale in natura	570202		72,000	24,000	72,000	72,000	2,183	69,817	2,095
SECTIUNEA DE DEZVOLTARE (cod 51+55+56+70+81+84)	D		439,000	239,000	439,000	439,000	172,000	267,000	172,000
TITLUL VI TRANSFERURI INTRE UNITATI ALE ADMINISTRATIEI PUBLICE (cod 51.02)	51D		439,000	239,000	439,000	439,000	172,000	267,000	172,000
Transferuri de capital (cod 51.02.12+ 51.02.28+51.02.29)	5102		439,000	239,000	439,000	439,000	172,000	267,000	172,000
Transferuri pentru finantarea investitiilor la spitale	510212		439,000	239,000	439,000	439,000	172,000	267,000	172,000

NOTA: Sumele inscrise in col. 5 "Plati efectuate " cu semnul minus la Titlu. 85, art. 85.01 "Plati efectuate din anii precedenti si recuperate in anul curent", se inscriu si pe col. 3 "Angajamente bugetare" si col. 4 "Angajamente legale" la acelasi cod tot cu semnul minus , astfel incat in col. 6 "Angajamente legale de platit" sa nu fie raportate sume.

Conducatorul institutiei

CATALIN CHERECHES



**Conducatorul compartimentului
financiar-contabil**

CARMEN POP



CONTUL DE EXECUTIE AL INSTITUTIILOR PUBLICE - CHELTUIELI

la data de 31.03.2016

Cod 21 Capitol 6702

Subcapitol

-lei-

Denumirea indicatorilor *)	Cod indicator	Credite de angajament	Credite bugetare		Angajamente bugetare	Angajamente legale	Plati efectuate	Angajamente legale de platit	Cheltuieli efective
			initiale	definitive					
A	B	1	2	3	4	5	6	7=5-6	8
TOTAL CHELTUIELI(SECTIUNEA DE FUNCTIONARE+SECTIUNEA DE DEZVOLTARE)		2,548,000	23,886,000	15,663,000	23,671,000	23,671,000	7,602,126	16,068,874	5,561,935
SECTIUNEA DE FUNCTIONARE (cod 01+79+84)	F		23,249,000	15,403,000	23,107,000	23,107,000	7,602,126	15,504,874	5,561,935
CHELTUIELI CURENTE (10+20+30+40+50+51SF+55SF+57+59)	01F		23,249,000	15,403,000	23,107,000	23,107,000	7,602,126	15,504,874	5,561,935
TITLUL II BUNURI SI SERVICII (cod 20.01 la 20.06+20.09 la 20.16+20.18 la 20.25+20.27+20.30)	20		619,000	579,000	477,000	477,000	226,374	250,626	238,909
Bunuri si servicii (cod 20.01.01 la 20.01.09+20.01.30)	2001		458,000	458,000	458,000	458,000	217,815	240,185	230,998
Materiale pentru curatenie	200102		4,000	4,000	4,000	4,000	759	3,241	879
Incalzit, iluminat si forta motrica	200103		265,000	265,000	265,000	265,000	142,937	122,063	154,885
Apa, canal si salubritate	200104		42,000	42,000	42,000	42,000	18,549	23,451	19,664
Materiale si prestari de servicii cu caracter functional	200109		4,000	4,000	4,000	4,000	1,904	2,096	1,904
Alte bunuri si servicii pentru intretinere si functionare	200130		143,000	143,000	143,000	143,000	53,666	89,334	53,666
Reparatii curente	2002		156,000	116,000	16,000	16,000	7,911	8,089	7,911
Bunuri de natura obiectelor de inventar (cod 20.05.01+20.05.03+20.05.30)	2005		3,000	3,000	3,000	3,000	648	2,352	
Alte obiecte de inventar	200530		3,000	3,000	3,000	3,000	648	2,352	
Alte cheltuieli (cod 20.30.01 la 20.30.04+20.30.06+20.30.07+20.30.09+20.30.30)	2030		2,000	2,000					
Prime de asigurare non-viata	203003		2,000	2,000					
TITLUL VI TRANSFERURI INTRE UNITATI ALE ADMINISTRATIEI PUBLICE (cod 51.01) (cod 51.01)	51F		5,178,000	1,606,000	5,178,000	5,178,000	939,000	4,239,000	939,000

A	B	1	2	3	4	5	6	7=5-6	8
Transferuri curente (cod 51.01.01+51.01.03+51.01.05+51.01.14+51.01.15+ 51.01.24 +51.01.26 +51.01.31+51.01.39+51.01.46+51.01.49+51.01.60+51.01.81)	5101		5,178,000	1,606,000	5,178,000	5,178,000	939,000	4,239,000	939,000
Transferuri catre institutii publice	510101		5,178,000	1,606,000	5,178,000	5,178,000	939,000	4,239,000	939,000
TITLUL XI ALTE CHELTUIELI (cod 59.01+59.02+59.08+59.11+59.12+59.15+59.17+59.20+59.22+59.25+59.30+59.35)	59		17,452,000	13,218,000	17,452,000	17,452,000	6,436,752	11,015,248	4,384,026
Asociatii si fundatii	5911		15,642,000	11,908,000	15,642,000	15,642,000	5,827,581	9,814,419	4,384,026
Sustinerea cultelor	5912		1,810,000	1,310,000	1,810,000	1,810,000	609,171	1,200,829	
SECTIUNEA DE DEZVOLTARE (cod 51+55+56+70+81+84)	D	2,548,000	637,000	260,000	564,000	564,000		564,000	
TITLUL VI TRANSFERURI INTRE UNITATI ALE ADMINISTRATIEI PUBLICE (cod 51.02)	51D		197,000		197,000	197,000		197,000	
Transferuri de capital (cod 51.02.12+ 51.02.28+51.02.29)	5102		197,000		197,000	197,000		197,000	
Alte transferuri de capital catre institutii publice	510229		197,000		197,000	197,000		197,000	
CHELTUIELI DE CAPITAL ((cod 71+72+75)	70	2,548,000	440,000	260,000	367,000	367,000		367,000	
TITLUL XIII ACTIVE NEFINANCIARE (cod 71.01 + 71.03)	71	2,548,000	440,000	260,000	367,000	367,000		367,000	
Active fixe (cod 71.01.01 la 71.01.03+71.01.30)	7101	2,548,000	440,000	260,000	367,000	367,000		367,000	
Constructii	710101	1,008,000	180,000		180,000	180,000		180,000	
Alte active fixe	710130	1,540,000	260,000	260,000	187,000	187,000		187,000	

NOTA: Sumele inscrise in col. 5 "Plati efectuate " cu semnul minus la Titlul 85, art. 85.01 "Plati efectuate din anii precedenti si recuperate in anul curent", se inscriu si pe col. 3 "Angajamente bugetare" si col. 4 "Angajamente legale" la acelasi cod tot cu semnul minus , astfel incat in col. 6 "Angajamente legale de platit" sa nu fie raportate sume.

Conducatorul institutiei

CATALIN CHERECHES



Conducatorul compartimentului
financiar-contabil
CARMEN POP

CONTUL DE EXECUTIE AL INSTITUTIILOR PUBLICE - CHELTUIELI

la data de 31.03.2016

Cod 21 Capitol 6802

Subcapitol

-lei-

Denumirea indicatorilor *)	Cod indicator	Credite de angajament	Credite bugetare		Angajamente bugetare	Angajamente legale	Plati efectuate	Angajamente legale de platit	Cheltuieli efective
			Initiale	definitive					
A	B	1	2	3	4	5	6	7=5-6	8
TOTAL CHELTUIELI(SECTIUNEA DE FUNCTIONARE+SECTIUNEA DE DEZVOLTARE)		2,784,000	35,376,000	16,589,000	32,223,000	32,223,000	10,692,003	21,530,997	11,514,697
SECTIUNEA DE FUNCTIONARE (cod 01+79+84)	F		29,395,000	13,232,000	27,542,000	27,542,000	9,359,777	18,182,223	8,364,639
CHELTUIELI CURENTE (10+20+30+40+50+51SF+55SF+57+59)	01F		29,395,000	13,232,000	27,542,000	27,542,000	9,359,777	18,182,223	8,364,639
TITLUL I CHELTUIELI DE PERSONAL (cod 10.01 la 10.03)	10		11,676,000	4,077,000	11,676,000	11,676,000	3,149,183	8,526,817	3,162,594
Cheltuieli salariale in bani (cod 10.01.01 la 10.01.16+10.01.30)	1001		9,432,000	3,271,000	9,432,000	9,432,000	2,578,352	6,853,648	2,582,376
Salarii de baza	100101		8,942,000	3,090,000	8,942,000	8,942,000	2,483,258	6,458,742	2,478,909
Sporuri pentru conditii de munca	100105		384,000	143,000	384,000	384,000	90,331	293,669	97,790
Alte drepturi salariale in bani	100130		106,000	38,000	106,000	106,000	4,763	101,237	5,677
Cheltuieli salariale in natura (cod 10.02.01 la 10.02.06+10.02.30)	1002		2,000	2,000	2,000	2,000		2,000	
Alte drepturi salariale in natura	100230		2,000	2,000	2,000	2,000		2,000	
Contributii (cod 10.03.01 la 10.03.06)	1003		2,242,000	804,000	2,242,000	2,242,000	570,831	1,671,169	580,218
Contributii de asigurari sociale de stat	100301		1,462,000	507,000	1,462,000	1,462,000	410,985	1,051,015	411,992
Contributii de asigurari de somaj	100302		76,000	30,000	76,000	76,000	12,498	63,502	12,494
Contributii de asigurari sociale de sanatate	100303		526,000	195,000	526,000	526,000	134,452	391,548	134,662
Contributii de asigurari pentru accidente de munca si boli profesionale	100304		42,000	19,000	42,000	42,000	3,907	38,093	3,916
Contributii pentru concedii si indemnizatii	100306		136,000	53,000	136,000	136,000	8,989	127,011	17,154
TITLUL II BUNURI SI SERVICII (cod 20.01 la 20.06+20.09 la	20		4,711,000	2,858,000	2,858,000	2,858,000	1,756,414	1,101,586	1,466,083

A	B	1	2	3	4	5	6	7=5-6	8
20.16+20.18 la 20.25+20.27+20.30)									
Bunuri si servicii (cod 20.01.01 la 20.01.09+20.01.30)	2001		2,298,000	1,582,000	1,582,000	1,582,000	1,000,577	581,423	863,305
Furnituri de birou	200101		122,000	78,000	78,000	78,000	35,561	42,439	20,987
Materiale pentru curatenie	200102		108,000	66,000	66,000	66,000	37,609	28,391	31,812
Incalzit, iluminat si forta motrica	200103		791,000	666,000	666,000	666,000	498,271	167,729	497,901
Apa, canal si salubritate	200104		245,000	166,000	166,000	166,000	96,514	69,486	55,988
Carburanti si lubrifianti	200105		83,000	30,000	30,000	30,000	6,029	23,971	8,784
Piese de schimb	200106		47,000	27,000	27,000	27,000	1,542	25,458	1,512
Posta, telecomunicatii, radio, tv, internet	200108		104,000	53,000	53,000	53,000	21,879	31,121	21,578
Materiale si prestari de servicii cu caracter functional	200109		649,000	411,000	411,000	411,000	267,099	143,901	200,938
Alte bunuri si servicii pentru intretinere si functionare	200130		149,000	85,000	85,000	85,000	36,073	48,927	23,805
Reparatii curente	2002		331,000	277,000	277,000	277,000	107,915	169,085	68,029
Hrana (cod 20.03.01+20.03.02)	2003		1,472,000	578,000	578,000	578,000	441,193	136,807	439,265
Hrana pentru oameni	200301		1,472,000	578,000	578,000	578,000	441,193	136,807	439,265
Medicamente si materiale sanitare (cod 20.04.01 la 20.04.04)	2004		43,000	32,000	32,000	32,000	1,955	30,045	459
Medicamente	200401		11,000	7,000	7,000	7,000	423	6,577	
Materiale sanitare	200402		20,000	16,000	16,000	16,000	1,532	14,468	459
Dezinfectanti	200404		12,000	9,000	9,000	9,000		9,000	
Bunuri de natura obiectelor de inventar (cod 20.05.01+20.05.03+20.05.30)	2005		214,000	196,000	196,000	196,000	85,162	110,838	
Lenjerie si accesorii de pat	200503		18,000	18,000	18,000	18,000		18,000	
Alte obiecte de inventar	200530		196,000	178,000	178,000	178,000	85,162	92,838	
Deplasari, detasari, transferari (cod 20.06.01+20.06.02)	2006		55,000	25,000	25,000	25,000	3,891	21,109	4,201
Deplasari interne, detasari, transferari	200601		40,000	15,000	15,000	15,000	1,077	13,923	1,387
Deplasari in strainatate	200602		15,000	10,000	10,000	10,000	2,814	7,186	2,814
Carti, publicatii si materiale documentare	2011		12,000	8,000	8,000	8,000	6,925	1,075	6,925
Pregatire profesionala	2013		20,000	14,000	14,000	14,000	1,450	12,550	1,841
Protectia muncii	2014		3,000	3,000	3,000	3,000		3,000	
Alte cheltuieli (cod 20.30.01 la 20.30.04+20.30.06+20.30.07+20.30.09+20.30.30)	2030		263,000	143,000	143,000	143,000	107,346	35,654	82,058
Alte cheltuieli cu bunuri si servicii	203030		263,000	143,000	143,000	143,000	107,346	35,654	82,058
TITLUL IX ASISTENTA SOCIALA (cod 57.02)	57		12,439,000	6,048,000	12,439,000	12,439,000	4,255,193	8,183,807	3,544,886
Ajutoare sociale (cod 57.02.01 la 57.02.04)	5702		12,439,000	6,048,000	12,439,000	12,439,000	4,255,193	8,183,807	3,544,886

A	B	1	2	3	4	5	6	7=5-6	8
Ajutoare sociale in numerar	570201		12,439,000	6,048,000	12,439,000	12,439,000	4,255,193	8,183,807	3,544,886
TITLUL XI ALTE CHELTUIEL (cod 59.01+59.02+59.08+59.11+59.12+59.15+59.17+59.20+59.22+59.25+59.30+59.35)	59		569,000	249,000	569,000	569,000	198,987	370,013	191,076
Asociatii si fundatii	5911		569,000	249,000	569,000	569,000	198,987	370,013	191,076
SECTIUNEA DE DEZVOLTARE (cod 51+55+56+70+81+84)	D	2,784,000	5,981,000	3,357,000	4,681,000	4,681,000	1,332,226	3,348,774	3,150,058
Titlul VIII PROIECTE CU FINANTARE DIN FONDURI EXTERNE NERAMBURSABILE (FEN) POSTADERARE (cod 56.01 la 56.05+56.07+56.08+56.11+56.15 la 56.18+56.25+56.27+56.28)	56	2,784,000	3,363,000	2,039,000	3,363,000	3,363,000	125,797	3,237,203	37,747
Programe din Fondul de Coeziune(FC) (56.03.01 la 56.03.03)	5603		53,000	53,000	53,000	53,000	48,660	4,340	37,747
Cheltuieli neeligibile*)	560303		53,000	53,000	53,000	53,000	48,660	4,340	37,747
Mecanismul financiar SEE (cod 56.17.01 la 56.17.03)	5617	2,784,000	3,310,000	1,986,000	3,310,000	3,310,000	77,137	3,232,863	
Finantarea nationala*)	561701	2,784,000	1,795,000	1,077,000	1,795,000	1,795,000	12,462	1,782,538	
Finantarea externa nerambursabila*)	561702		1,515,000	909,000	1,515,000	1,515,000	64,675	1,450,325	
CHELTUIELI DE CAPITAL ((cod 71+72+75)	70		1,318,000	1,318,000	1,318,000	1,318,000	1,206,429	111,571	3,112,311
TITLUL XIII ACTIVE NEFINANCIARE (cod 71.01 + 71.03)	71		1,318,000	1,318,000	1,318,000	1,318,000	1,206,429	111,571	3,112,311
Active fixe (cod 71.01.01 la 71.01.03+71.01.30)	7101		611,000	611,000	611,000	611,000	590,605	20,395	84,713
Mobilier, aparatura birou si alte active corporale	710103		571,000	571,000	571,000	571,000	560,605	10,395	54,713
Alte active fixe	710130		40,000	40,000	40,000	40,000	30,000	10,000	30,000
Reparatii capitale aferente activelor fixe	7103		707,000	707,000	707,000	707,000	615,824	91,176	3,027,598
OPERATIUNI FINANCIARE (cod 81)	79D		1,300,000						
TITLUL XVII RAMBURSARI DE CREDITE (cod 81.04)	81D		1,300,000						
Rambursarea imprumuturilor contractate pentru finantarea proiectelor cu finantare UE	8104		1,300,000						

NOTA: Sumele inscrise in col. 5 "Plati efectuate " cu semnul minus la Titlul 85, art. 85.01 "Plati efectuate din anii precedenti si recuperate in anul curent", se inscriu si pe col. 3 "Angajamente bugetare" si col. 4 "Angajamente legale" la acelasi cod tot cu semnul minus , astfel incat in col. 6 "Angajamente legale de platit" sa nu fie raportate sume.


Conducatorul institutiei

CATALIN CHEREGHES



**Conducatorul compartimentului
financiar-contabil**

CARMEN POP



CONTUL DE EXECUTIE AL INSTITUTIILOR PUBLICE - CHELTUIELI

la data de 31.03.2016

Cod 21 Capitol 7002

Subcapitol

-lei-

Denumirea indicatorilor *)	Cod indicator	Credite de angajament	Credite bugetare		Angajamente bugetare	Angajamente legale	Plati efectuate	Angajamente legale de platit	Cheltuieli efective
			initiale	definitive					
A	B	1	2	3	4	5	6	7=5-6	8
TOTAL CHELTUIELI(SECTIUNEA DE FUNCTIONARE+SECTIUNEA DE DEZVOLTARE)		66,495,000	29,351,000	18,559,000	25,638,000	25,638,000	10,152,268	15,485,732	13,529,965
SECTIUNEA DE FUNCTIONARE (cod 01+79+84)	F		16,599,000	10,650,000	12,886,000	12,886,000	8,142,309	4,743,691	4,175,784
CHELTUIELI CURENTE (10+20+30+40+50+51SF+55SF+57+59)	01F		16,599,000	10,650,000	12,886,000	12,886,000	8,142,309	4,743,691	4,175,784
TITLUL II BUNURI SI SERVICII (cod 20.01 la 20.06+20.09 la 20.16+20.18 la 20.25+20.27+20.30)	20		9,578,000	5,865,000	5,865,000	5,865,000	4,677,309	1,187,691	1,710,784
Bunuri si servicii (cod 20.01.01 la 20.01.09+20.01.30)	2001		6,940,000	4,515,000	4,515,000	4,515,000	3,730,746	784,254	1,514,853
Incalzit, iluminat si forta motrica	200103		6,255,000	4,155,000	4,155,000	4,155,000	3,508,798	646,202	1,374,665
Apa, canal si salubritate	200104		135,000	60,000	60,000	60,000	35,319	24,681	34,185
Materiale si prestari de servicii cu caracter functional	200109		550,000	300,000	300,000	300,000	186,629	113,371	106,003
Reparatii curente	2002		1,265,000	765,000	765,000	765,000	459,349	305,651	
Bunuri de natura obiectelor de inventar (cod 20.05.01+20.05.03+20.05.30)	2005		450,000	200,000	200,000	200,000	190,340	9,660	
Alte obiecte de inventar	200530		450,000	200,000	200,000	200,000	190,340	9,660	
Alte cheltuieli (cod 20.30.01 la 20.30.04+20.30.06+20.30.07+20.30.09+20.30.30)	2030		923,000	385,000	385,000	385,000	296,874	88,126	195,931
Chirii	203004		420,000	215,000	215,000	215,000	209,189	5,811	110,838
Alte cheltuieli cu bunuri si servicii	203030		503,000	170,000	170,000	170,000	87,685	82,315	85,093
TITLUL VI TRANSFERURI INTRE UNITATI ALE ADMINISTRATIEI PUBLICE (cod 51.01) (cod 51.01)	51F		6,021,000	3,785,000	6,021,000	6,021,000	2,465,000	3,556,000	2,465,000
Transferuri curente (cod 51.01.01+51.01.03+51.01.05+)	5101		6,021,000	3,785,000	6,021,000	6,021,000	2,465,000	3,556,000	2,465,000

A	B	1	2	3	4	5	6	7=5-6	8
51.01.14+51.01.15+ 51.01.24 +51.01.26 +51.01.31+51.01.39+ 51.01.46+51.01.49+51.01.60+51.01.61)									
Transferuri catre institutii publice	510101		6,021,000	3,785,000	6,021,000	6,021,000	2,465,000	3,556,000	2,465,000
TITLUL VII ALTE TRANSFERURI (cod 55.01+ 55.02)	55F		1,000,000	1,000,000	1,000,000	1,000,000	1,000,000		
Transferuri interne (55.01.18+55.01.54)	5501F		1,000,000	1,000,000	1,000,000	1,000,000	1,000,000		
Alte transferuri curente interne	550118		1,000,000	1,000,000	1,000,000	1,000,000	1,000,000		
SECTIUNEA DE DEZVOLTARE (cod 51+55+56+70+81+84)	D	66,495,000	12,752,000	7,909,000	12,752,000	12,752,000	2,009,959	10,742,041	9,354,181
TITLUL VI TRANSFERURI INTRE UNITATI ALE ADMINISTRATIEI PUBLICE (cod 51.02)	51D		2,428,000		2,428,000	2,428,000		2,428,000	
Transferuri de capital (cod 51.02.12+ 51.02.28+51.02.29)	5102		2,428,000		2,428,000	2,428,000		2,428,000	
Alte transferuri de capital catre institutii publice	510229		2,428,000		2,428,000	2,428,000		2,428,000	
TITLUL VII ALTE TRANSFERURI (cod 55.01)	55D	3,000,000	1,918,000	1,918,000	1,918,000	1,918,000	753,011	1,164,989	
A. Transferuri interne (cod 55.01.03+55.01.07+55.01.08 la 55.01.10+55.01.12+55.01.13+55.01.15+55.01.28+55.01.42+55 .01.56)	5501D	3,000,000	1,918,000	1,918,000	1,918,000	1,918,000	753,011	1,164,989	
Investitii ale agentilor economici cu capital de stat	550112	3,000,000	1,918,000	1,918,000	1,918,000	1,918,000	753,011	1,164,989	
Titlul VIII PROIECTE CU FINANTARE DIN FONDURI EXTERNE NERAMBURSABILE (FEN) POSTADERARE (cod 56.01 la 56.05+56.07+56.08+56.11+56.15 la 56.18+56.25+56.27+56.28)	56	646,000	1,061,000	1,061,000	1,061,000	1,061,000		1,061,000	7,958,536
Programe din Fondul European de Dezvoltare Regionala (FEDR) (cod 56.01.01 la 56.01.03)	5601	646,000	1,061,000	1,061,000	1,061,000	1,061,000		1,061,000	7,958,536
Finantarea nationala*)	560101								1,343,184
Finantarea externa nerambursabila*)	560102								5,426,823
Cheltuieli neeligibile*)	560103	646,000	1,061,000	1,061,000	1,061,000	1,061,000		1,061,000	1,188,529
CHELTUIELI DE CAPITAL ((cod 71+72+75)	70	62,849,000	7,345,000	4,930,000	7,345,000	7,345,000	1,256,948	6,088,052	1,395,645
TITLUL XIII ACTIVE NEFINANCIARE (cod 71.01 + 71.03)	71	62,849,000	7,345,000	4,930,000	7,345,000	7,345,000	1,256,948	6,088,052	1,395,645
Active fixe (cod 71.01.01 la 71.01.03+71.01.30)	7101	21,787,000	5,433,000	3,973,000	5,433,000	5,433,000	1,047,880	4,385,120	1,395,645
Constructii	710101	10,874,000	1,546,000	1,176,000	1,546,000	1,546,000	77,380	1,468,620	1,042,161
Masini, echipamente si mijloace de transport	710102								1,173
Mobilier, aparatura birotica si alte active corporale	710103								138
Alte active fixe	710130	10,913,000	3,887,000	2,797,000	3,887,000	3,887,000	970,500	2,916,500	352,173
Reparatii capitale aferente activelor fixe	7103	41,062,000	1,912,000	957,000	1,912,000	1,912,000	209,068	1,702,932	

NOTA: Sumele inscrise in col. 5 "Plati efectuate" cu semnul minus la Titlul 85, art. 85.01 "Plati efectuate din anii precedenti si recuperate in anul curent", se inscriu si pe col. 3 "Angajamente bugetare" si col. 4 "Angajamente legale" la acelasi cod tot cu semnul minus, astfel incat in col. 6 "Angajamente legale de platit" sa nu fie raportate sume.


Conducatorul institutiei

CATALIN CHEREGHES



**Conducatorul compartimentului
financiar-contabil**

CARMEN POP



CONTUL DE EXECUTIE AL INSTITUTIILOR PUBLICE - CHELTUIELI

la data de 31.03.2016

Cod 21 Capitol 7402

Subcapitol

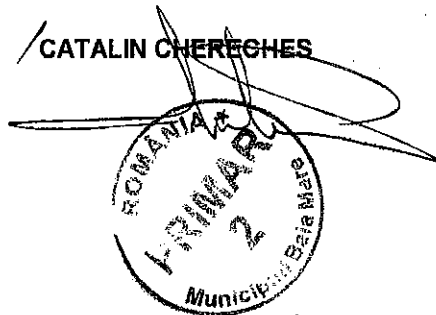
-lei-

Denumirea indicatorilor *)	Cod indicator	Credite de angajament	Credite bugetare		Angajamente bugetare	Angajamente legale	Plati efectuate	Angajamente legale de platit	Cheltuieli efective
			initiale	definitive					
A	B	1	2	3	4	5	6	7=5-6	8
TOTAL CHELTUIELI(SECTIUNEA DE FUNCTIONARE+SECTIUNEA DE DEZVOLTARE)		220,000	15,446,000	12,021,000	12,244,000	12,244,000	3,018,749	9,225,251	3,156,644
SECTIUNEA DE FUNCTIONARE (cod 01+79+84)	F		15,400,000	11,975,000	12,200,000	12,200,000	3,018,749	9,181,251	3,156,644
CHELTUIELI CURENTE (10+20+30+40+50+51SF+55SF+57+59)	01F		15,400,000	11,975,000	12,200,000	12,200,000	3,018,749	9,181,251	3,156,644
TITLUL II BUNURI SI SERVICII (cod 20.01 la 20.06+20.09 la 20.16+20.18 la 20.25+20.27+20.30)	20		15,100,000	11,900,000	11,900,000	11,900,000	2,943,749	8,956,251	3,081,644
Bunuri si servicii (cod 20.01.01 la 20.01.09+20.01.30)	2001		15,097,700	11,897,700	11,897,700	11,897,700	2,941,535	8,956,165	3,079,430
Apa, canal si salubritate	200104		15,097,700	11,897,700	11,897,700	11,897,700	2,941,535	8,956,165	3,079,430
Alte cheltuieli (cod 20.30.01 la 20.30.04+20.30.06+20.30.07+20.30.09+20.30.30)	2030		2,300	2,300	2,300	2,300	2,214	86	2,214
Chirii	203004		2,300	2,300	2,300	2,300	2,214	86	2,214
TITLUL XI ALTE CHELTUIELI (cod 59.01+59.02+59.08+59.11+59.12+59.15+59.17+59.20+59.22+59.25+59.30+59.35)	59		300,000	75,000	300,000	300,000	75,000	225,000	75,000
Asociatii si fundatii	5911		300,000	75,000	300,000	300,000	75,000	225,000	75,000
SECTIUNEA DE DEZVOLTARE (cod 51+55+56+70+81+84)	D	220,000	46,000	46,000	44,000	44,000		44,000	
CHELTUIELI DE CAPITAL ((cod 71+72+75)	70	220,000	46,000	46,000	44,000	44,000		44,000	
TITLUL XIII ACTIVE NEFINANCIARE (cod 71.01 + 71.03)	71	220,000	46,000	46,000	44,000	44,000		44,000	
Active fixe (cod 71.01.01 la 71.01.03+71.01.30)	7101	220,000	46,000	46,000	44,000	44,000		44,000	
Alte active fixe	710130	220,000	46,000	46,000	44,000	44,000		44,000	

NOTA: Sumele inscrise in col. 5 "Plati efectuate" cu semnul minus la Titlul 85, art. 85.01 "Plati efectuate din anii precedenti si recuperate in anul curent", se inscriu si pe col. 3 "Angajamente bugetare" si col. 4 "Angajamente legale" la acelasi cod tot cu semnul minus, astfel incat in col. 6 "Angajamente legale de platit" sa nu fie raportate sume.

Conducatorul institutiei

CATALIN CHEREGHES



**Conducatorul compartimentului
financiar-contabil**

CARMEN POP

A handwritten signature in black ink, corresponding to the name Carmen Pop.

CONTUL DE EXECUTIE AL INSTITUTIILOR PUBLICE - CHELTUIELI

la data de 31.03.2016

Cod 21 Capitol 8302

Subcapitol


-lei-

Denumirea indicatorilor *)	Cod indicator	Credite de angajament	Credite bugetare		Angajamente bugetare	Angajamente legale	Plati efectuate	Angajamente legale de platt	Cheltuieli efective
			initiale	definitive					
A	B	1	2	3	4	5	6	7=5-6	8
TOTAL CHELTUIELI(SECTIUNEA DE FUNCTIONARE+SECTIUNEA DE DEZVOLTARE)			2,545,000		2,545,000	2,545,000		2,545,000	101
SECTIUNEA DE DEZVOLTARE (cod 51+55+56+70+81+84)	D		2,545,000		2,545,000	2,545,000		2,545,000	101
CHELTUIELI DE CAPITAL ((cod 71+72+75)	70								101
TITLUL XIII ACTIVE NEFINANCIARE (cod 71.01 + 71.03)	71								101
Active fixe (cod 71.01.01 la 71.01.03+71.01.30)	7101								101
Alte active fixe	710130								101
OPERATIUNI FINANCIARE (cod 81)	79D		2,545,000		2,545,000	2,545,000		2,545,000	
TITLUL XVII RAMBURSARI DE CREDITE (cod 81.04)	81D		2,545,000		2,545,000	2,545,000		2,545,000	
Rambursarea imprumuturilor contractate pentru finantarea proiectelor cu finantare UE	8104		2,545,000		2,545,000	2,545,000		2,545,000	

NOTA: Sumele inscrise in col. 5 "Plati efectuate" cu semnul minus la Titlul 85, art. 85.01 "Plati efectuate din anii precedenti si recuperate in anul curent", se inscriu si pe col. 3 "Angajamente bugetare" si col. 4 "Angajamente legale" la acelasi cod tot cu semnul minus, astfel incat in col. 6 "Angajamente legale de platt" sa nu fie raportate sume.

Conducatorul institutiei

CATALIN CHERECHES



Conducatorul compartimentului
financiar-contabil
CARMEN POP

CONTUL DE EXECUTIE AL INSTITUTIILOR PUBLICE - CHELTUIELI

la data de 31.03.2016

Cod 21 Capitol 8402

Subcapitol

-lei-


Denumirea indicatorilor *)	Cod indicator	Credite de angajament	Credite bugetare		Angajamente bugetare	Angajamente legale	Plati efectuate	Angajamente legale de platit	Cheltuieli efective
			initiale	definitive					
A	B	1	2	3	4	5	6	7=5-6	8
TOTAL CHELTUIELI(SECTIUNEA DE FUNCTIONARE+SECTIUNEA DE DEZVOLTARE)		220,382,000	46,956,000	32,441,000	41,900,000	41,900,000	16,459,966	25,440,034	14,717,323
SECTIUNEA DE FUNCTIONARE (cod 01+79+84)	F		41,761,000	30,187,000	36,705,000	36,705,000	15,976,491	20,728,509	4,921,123
CHELTUIELI CURENTE (10+20+30+40+50+51SF+55SF+57+59)	01F		37,030,000	29,004,000	31,974,000	31,974,000	14,794,078	17,179,922	4,921,123
TITLUL II BUNURI SI SERVICII (cod 20.01 la 20.06+20.09 la 20.16+20.18 la 20.25+20.27+20.30)	20		31,060,000	26,004,000	26,004,000	26,004,000	12,792,118	13,211,882	2,641,123
Bunuri si servicii (cod 20.01.01 la 20.01.09+20.01.30)	2001		10,000	4,000	4,000	4,000	2,708	1,292	
Furnituri de birou	200101		10,000	4,000	4,000	4,000	2,708	1,292	
Reparatii curente	2002		31,050,000	26,000,000	26,000,000	26,000,000	12,789,410	13,210,590	2,641,123
TITLUL IV SUBVENTII (cod 40.03+40.20+ 40.30)	40		5,970,000	3,000,000	5,970,000	5,970,000	2,001,960	3,968,040	2,280,000
Subventii pentru acoperirea diferentelor de pret si tarif	4003		5,970,000	3,000,000	5,970,000	5,970,000	2,001,960	3,968,040	2,280,000
OPERATIUNI FINANCIARE (cod 80+81)	79F		4,731,000	1,183,000	4,731,000	4,731,000	1,182,413	3,548,587	
TITLUL XVII RAMBURSARI DE CREDITE (cod 81.01+81.02)	81F		4,731,000	1,183,000	4,731,000	4,731,000	1,182,413	3,548,587	
Rambursari de credite interne (cod 81.02.01+81.02.02+ 81.02.05)	8102		4,731,000	1,183,000	4,731,000	4,731,000	1,182,413	3,548,587	
Rambursari de credite aferente datoriei publice interne locale	810205		4,731,000	1,183,000	4,731,000	4,731,000	1,182,413	3,548,587	
SECTIUNEA DE DEZVOLTARE (cod 51+55+56+70+81+84)	D	220,382,000	5,195,000	2,254,000	5,195,000	5,195,000	483,475	4,711,525	9,796,200
TITLUL VII ALTE TRANSFERURI (cod 55.01)	55D		588,000	588,000	588,000	588,000	451,948	136,052	
A. Transferuri interne (cod 55.01.03+55.01.07+55.01.08 la 55.01.10+55.01.12+55.01.13+55.01.15+55.01.28+55.01.42+55.01.56)	5501D		588,000	588,000	588,000	588,000	451,948	136,052	

A	B	1	2	3	4	5	6	7=5-6	8
Investitiile ale agentilor economici cu capital de stat	550112		588,000	588,000	588,000	588,000	451,948	136,052	
Titlul VIII PROIECTE CU FINANTARE DIN FONDURI EXTERNE NERAMBURSABILE (FEN) POSTADERARE (cod 56.01 la 56.05+56.07+56.08+56.11+56.15 la 56.18+56.25+56.27+56.28)	56		20,000	20,000	20,000	20,000	14,542	5,458	9,585,405
Programe din Fondul European de Dezvoltare Regionala (FEDR) (cod 56.01.01 la 56.01.03)	5601		20,000	20,000	20,000	20,000	14,542	5,458	9,585,405
Cheltuieli neeligibile)	560103		20,000	20,000	20,000	20,000	14,542	5,458	9,585,405
CHELTUIELI DE CAPITAL ((cod 71+72+75)	70	220,382,000	4,587,000	1,646,000	4,587,000	4,587,000	16,985	4,570,015	210,795
TITLUL XIII ACTIVE NEFINANCIARE (cod 71.01 + 71.03)	71	220,382,000	4,587,000	1,646,000	4,587,000	4,587,000	16,985	4,570,015	210,795
Active fixe (cod 71.01.01 la 71.01.03+71.01.30)	7101	509,000	146,000	96,000	146,000	146,000		146,000	210,795
Constructii	710101								194,621
Masini, echipamente si mijloace de transport	710102								6,830
Alte active fixe	710130	509,000	146,000	96,000	146,000	146,000		146,000	9,344
Reparatii capitale aferente activelor fixe	7103	219,873,000	4,441,000	1,550,000	4,441,000	4,441,000	16,985	4,424,015	

NOTA: Sumele inscrise in col. 5 "Plati efectuate" cu semnul minus la Titlul 85, art. 85.01 "Plati efectuate din anii precedenti si recuperate in anul curent", se inscriu si pe col. 3 "Angajamente bugetare" si col. 4 "Angajamente legale" la acelasi cod tot cu semnul minus, astfel incat in col. 6 "Angajamente legale de platit" sa nu fie raportate sume.

Conducatorul institutiei

CATALIN CHERECHES



Conducatorul compartimentului
financiar-contabil
CARMEN POP

CONTUL DE EXECUTIE

A BUGETULUI INSTITUTIILOR PUBLICE SI ACTIVITATILOR FINANTATE INTEGRAL SAU PARTIAL DIN VENITURI PROPRII (DE SUBORDONARE LOCALA) -VENITURI

la data de 31.03.2016

Cod 20

-lei-

Denumirea indicatorilor	Cod indicator	Prevederi bugetare		Drepturi constatate			Incasari realizate	Stingeri pe alte cai decat incasari	Drepturi constatate de incasat
		initiale	definitive	Total,din care:	din anii precedenti	din anul curent			
A	B	1	2	3=4+5	4	5	6	7	8=3-6-7
TOTAL VENITURI (cod 00.02+00.15+00.16+00.17+45.10)	000110	44,947,000	14,978,440	13,887,101	2,033,587	11,853,514	11,878,694	29,139	1,979,268
I. VENITURI CURENTE (cod 00.03+00.12)	0002	30,804,000	8,848,440	9,951,616	2,033,587	7,918,029	7,943,209	29,139	1,879,288
C. VENITURI NEFISCALE (cod 00.13+00.14)	2900	30,804,000	8,848,440	9,951,616	2,033,587	7,918,029	7,943,209	29,139	1,979,268
C1. VENITURI DIN PROPRIETATE (cod 30.10+31.10)	3000	959,300	337,040	174,857	78,171	96,686	106,724	5,000	64,133
Venituri din proprietate (cod 30.10.05+30.10.08+30.10.09+30.10.50)	3010	958,300	336,040	174,857	78,171	96,686	106,724	5,000	64,133
Venituri din concesiuni si inchirieri (cod 30.10.05.30)	301005	941,300	324,040	174,857	78,171	96,686	106,724	5,000	64,133
Alte venituri din concesiuni si inchirieri de catre institutiile publice	30100530	941,300	324,040	174,857	78,171	96,686	106,724	5,000	64,133
Alte venituri din proprietate	301050	17,000	12,000						
Venituri din dobânzi (cod 31.10.03)	3110	1,000	1,000						
Alte venituri din dobânzi	311003	1,000	1,000						
C2. VANZARI DE BUNURI SI SERVICII (cod 33.10+34.10+35.10+36.10+37.10)	3300	29,844,700	8,511,400	9,776,759	1,955,416	7,821,343	7,837,485	24,139	1,915,135
Venituri din prestari de servicii si alte activitati (cod 33.10.05+33.10.08+33.10.09+33.10.13+ 33.10.14+ 33.10.16+33.10.17+33.10.19 la 33.10.21+33.10.30 la 33.10.32+33.10.50)	3310	29,556,200	8,375,900	9,667,994	1,955,416	7,712,578	7,728,720	24,139	1,915,135
Taxe si alte venituri in invatamant	331005	4,381,500	1,238,000	845,408	38,896	806,512	781,847		63,581
Venituri din prestari de servicii	331008	2,360,000	1,249,000	1,785,302	245,493	1,539,809	1,531,288		254,034
Contributia elevilor si studentilor pentru internate, camine si cantine.	331014	1,912,800	519,000	349,276	3,532	345,744	342,471		6,805
Venituri din valorificarea produselor obtinute din activitatea proprie sau anexa	331016	154,000	39,000	56,817	22,080	34,737	37,549		19,268
Venituri din organizarea de cursuri de calificare si conversie profesionala, specializare si perfectionare	331017	29,000	12,000	5,762		5,762	5,762		

A	B	1	2	3=4+5	4	5	6	7	8=3-6-7
Venituri din serbari si spectacole scolare, manifestari culturale, artistice si sportive	331019	300,000	85,000	92,931	5,480	87,451	67,380	24,139	1,412
Venituri din contractele incheiate cu casele de asigurari sociale de sanatate	331021	18,805,000	4,258,000	5,633,600	1,511,747	4,121,853	4,180,080		1,453,520
Venituri din contractele incheiate cu directiile de sanatate publica din sume alocate de la bugetul de stat	331030	1,276,000	330,000	305,010		305,010	305,010		
Venituri din contractele incheiate cu directiile de sanatate publica din sume alocate din veniturile proprii ale Ministerului Sanatatii	331031	250,000	183,000	82,298		82,298	82,298		
Alte venituri din prestari de servicii si alte activitati	331050	2,087,900	482,900	511,590	128,188	383,402	395,055		118,535
Diverse venituri (cod 36.10.50)	3610	168,000	72,000	55,866		55,866	55,866		
Alte venituri	361050	168,000	72,000	55,866		55,866	55,866		
Transferuri voluntare, altele decat subventiile (cod 37.10.01+37.10.03+37.10.04+37.10.50)	3710	120,500	63,500	52,899		52,899	52,899		
Donatii si sponsorizari	371001	45,000	30,000	39,200		39,200	39,200		
Varsaminte din sectiunea de functionare pentru finantarea sectiunii de dezvoltare a bugetului local (cu semnul minus)	371003	-3,069,000	-3,067,000	-2,067,628		-2,067,628	-2,067,628		
Varsaminte din sectiunea de functionare	371004	3,069,000	3,067,000	2,067,628		2,067,628	2,067,628		
Alte transferuri voluntare	371050	75,500	33,500	13,699		13,699	13,699		
III. OPERATIUNI FINANCIARE (cod 40.10+41.10)	0018			159,485		159,485	159,485		
Incasari din rambursarea împrumuturilor acordate (cod. 40.10.15+40.10.16)	4010			159,485		159,485	159,485		
Sume utilizate din excedentul anului precedent pentru efectuarea de cheltuieli (cod. 40.10.15.01+40.10.15.02)	401015			159,485		159,485	159,485		
Sume utilizate de administratiile locale din excedentul anului precedent pentru sectiunea de functionare	40101501			124,485		124,485	124,485		
Sume utilizate de administratiile locale din excedentul anului precedent pentru sectiunea de dezvoltare	40101502			35,000		35,000	35,000		
IV. SUBVENTII (cod 00.18)	4100	14,143,000	6,130,000	3,776,000		3,776,000	3,776,000		
SUBVENTII DE LA ALTE NIVELE ALE ADMINISTRATIEI PUBLICE (cod 42.10+43.10)	0018	3,084,000	239,000	172,000		172,000	172,000		
Subventii de la alte administratii (cod 43.10.09+43.10.10+43.10.14 la 43.10.17+43.10.19)	4310	14,143,000	6,130,000	3,776,000		3,776,000	3,776,000		
Subventii pentru institutii publice	431009	10,179,000	5,391,000	3,404,000		3,404,000	3,404,000		
Subventii din bugetele locale pentru finantarea cheltuielilor curente din domeniul sanatatii	431010	900,000	500,000	200,000		200,000	200,000		
Subventii din bugetele locale pentru finantarea cheltuielilor de capital in domeniul sanatatii	431014	439,000	239,000	172,000		172,000	172,000		
Subventii pentru institutii publice destinate sectiunii de	431019	2,625,000							


A	B	1	2	3=4+5	4	5	6	7	8=3-6-7
dezvoltare									
VENITURILE SECTIUNII DE FUNCTIONARE (cod 00.02+00.16+00.17) - TOTAL	000110	38,814,000	11,872,440	11,612,473	2,033,587	9,578,886	9,604,066	29,139	1,979,268
I. VENITURI CURENTE (cod 00.03+00.12)	0002	27,735,000	5,781,440	7,883,988	2,033,587	5,850,401	5,875,581	29,139	1,979,268
C. VENITURI NEFISCALE (cod 00.13+00.14)	2900	27,735,000	5,781,440	7,883,988	2,033,587	5,850,401	5,875,581	29,139	1,979,268
C1. VENITURI DIN PROPRIETATE (cod 30.10 +31.10)	3000	958,300	337,040	174,857	78,171	96,686	105,724	5,000	64,133
Venituri din proprietate (cod 30.10.05+30.10.08+30.10.09+30.10.50)	3010	958,300	338,040	174,857	78,171	96,686	105,724	5,000	64,133
Venituri din concesiuni si inchirieri (cod 30.10.05.30)	301005	941,300	324,040	174,857	78,171	96,686	105,724	5,000	64,133
Alte venituri din concesiuni si inchirieri de catre institutiile publice	30100530	941,300	324,040	174,857	78,171	96,686	105,724	5,000	64,133
Alte venituri din proprietate	301050	17,000	12,000						
Venituri din dobânzi (cod 31.10.03)	3110	1,000	1,000						
Alte venituri din dobânzi	311003	1,000	1,000						
C2. VANZARI DE BUNURI SI SERVICII (cod 33.10+34.10+35.10+36.10+37.10)	3300	26,775,700	5,444,400	7,709,131	1,955,416	5,753,715	5,769,857	24,139	1,915,135
Venituri din prestari de servicii si alte activitati (cod 33.10.05+33.10.08+33.10.09+33.10.13+ 33.10.14 +33.10.16+33.10.17 +33.10.19 la 33.10.21+33.10.30 la 33.10.32+33.10.50)	3310	29,556,200	8,375,900	9,667,994	1,955,416	7,712,578	7,728,720	24,139	1,915,135
Taxe si alte venituri in invatamant	331005	4,381,500	1,238,000	845,408	38,896	806,512	781,847		63,561
Venituri din prestari de servicii	331008	2,380,000	1,249,000	1,785,302	245,493	1,539,809	1,531,268		254,034
Contributia elevilor si studentilor pentru internate, camine si cantine.	331014	1,912,800	519,000	349,276	3,532	345,744	342,471		6,805
Venituri din valorificarea produselor obtinute din activitatea proprie sau anexa	331016	154,000	39,000	56,817	22,080	34,737	37,549		19,268
Venituri din organizarea de cursuri de calificare si conversie profesionala, specializare si perfectionare	331017	29,000	12,000	5,762		5,762	5,762		
Venituri din serbari si spectacole scolare, manifestari culturale, artistice si sportive	331019	300,000	85,000	92,931	5,480	87,451	67,380	24,139	1,412
Venituri din contractele incheiate cu casele de asigurari sociale de sanatate	331021	16,805,000	4,258,000	5,633,600	1,511,747	4,121,853	4,180,080		1,453,620
Venituri din contractele incheiate cu directiile de sanatate publica din sume alocate de la bugetul de stat	331030	1,276,000	330,000	305,010		305,010	305,010		
Venituri din contractele incheiate cu directiile de sanatate publica din sume alocate din veniturile proprii ale Ministerului Sanatatii	331031	250,000	183,000	82,298		82,298	82,298		
Alte venituri din prestari de servicii si alte activitati	331050	2,067,900	462,900	511,590	128,188	383,402	395,055		116,535
Diverse venituri (cod 36.10.50)	3610	168,000	72,000	55,866		55,866	55,866		

A	B	1	2	3=4+5	4	5	6	7	8=3-6-7
Alte venituri	361050	168,000	72,000	55,866		55,866	55,866		
Transferuri voluntare, altele decât subvențiile (cod 37.10.01+37.10.03+37.10.50)	3710	-2,948,500	-3,003,500	-2,014,729		-2,014,729	-2,014,729		
Donatii si sponsorizari	371001	45,000	30,000	39,200		39,200	39,200		
Varsaminte din sectiunea de functionare pentru finantarea sectiunii de dezvoltare a bugetului local (cu semnul minus)	371003	-3,069,000	-3,087,000	-2,067,628		-2,067,628	-2,067,628		
Alte transferuri voluntare	371050	75,500	33,500	13,699		13,699	13,699		
III. OPERATIUNI FINANCIARE (cod 40.10+41.10)	0016			124,485		124,485	124,485		
Încasari din rambursarea împrumuturilor acordate (cod. 40.10.15)	4010			124,485		124,485	124,485		
Sume utilizate din excedentul anului precedent pentru efectuarea de cheltuieli (cod. 40.10.15.01)	401015			124,485		124,485	124,485		
Sume utilizate de administratiile locale din excedentul anului precedent pentru sectiunea de functionare	40101501			124,485		124,485	124,485		
IV. SUBVENTII (cod 00.18)	4100	11,079,000	5,891,000	3,604,000		3,604,000	3,604,000		
SUBVENTII DE LA ALTE NIVELE ALE ADMINISTRATIEI PUBLICE (cod 42.10+43.10)	0018	11,079,000	5,891,000	3,604,000		3,604,000	3,604,000		
Subventii de la alte administratii (cod 43.10.09+43.10.10 +43.10.15)	4310	11,079,000	5,891,000	3,604,000		3,604,000	3,604,000		
Subventii pentru institutii publice	431009	10,179,000	5,391,000	3,404,000		3,404,000	3,404,000		
Subventii din bugetele locale pentru finantarea cheltuielilor curente din domeniul sanatatii	431010	900,000	500,000	200,000		200,000	200,000		
VENITURILE SECTIUNII DE DEZVOLTARE (cod 00.02+00.15+00.16+00.17+45.10) - TOTAL	000110	6,133,000	3,306,000	2,274,628		2,274,628	2,274,628		
I. VENITURI CURENTE (cod 00.12)	0002	3,069,000	3,067,000	2,067,628		2,067,628	2,067,628		
C. VENITURI NEFISCALE (cod 00.14)	2900	3,069,000	3,067,000	2,067,628		2,067,628	2,067,628		
C2. VANZARI DE BUNURI SI SERVICII (cod 37.10)	3300	3,069,000	3,067,000	2,067,628		2,067,628	2,067,628		
Transferuri voluntare, altele decât subvențiile (cod 37.10.04)	3710	3,069,000	3,067,000	2,067,628		2,067,628	2,067,628		
Varsaminte din sectiunea de functionare	371004	3,069,000	3,067,000	2,067,628		2,067,628	2,067,628		
III. OPERATIUNI FINANCIARE (cod 40.10)	0018			35,000		35,000	35,000		
Încasari din rambursarea împrumuturilor acordate (cod. 40.10.15+ 40.10.16)	4010			35,000		35,000	35,000		
Sume utilizate din excedentul anului precedent pentru efectuarea de cheltuieli (cod. 40.10.15.02)	401015			35,000		35,000	35,000		
Sume utilizate de administratiile locale din excedentul anului precedent pentru sectiunea de dezvoltare	40101502			35,000		35,000	35,000		
IV. SUBVENTII (cod 00.18)	4100	3,064,000	239,000	172,000		172,000	172,000		
SUBVENTII DE LA ALTE NIVELE ALE ADMINISTRATIEI PUBLICE (cod 42.10+43.10)	0018	3,064,000	239,000	172,000		172,000	172,000		

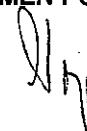
A	B	1	2	3=4+5	4	5	6	7	8=3-6-7
Subventii de la alte administratii (cod 43.10.14+43.10.16+43.10.17+43.10.19)	4310	3,064,000	239,000	172,000		172,000	172,000		
Subventii din bugetele locale pentru finantarea cheltuielilor de capital in domeniul sanatatii	431014	439,000	239,000	172,000		172,000	172,000		
Subventii pentru institutii publice destinate sectiunii de dezvoltare	431019	2,625,000							

Conducatorul institutiei

CATALIN CHERECHES



Conducatorul compartimentului
financiar-contabil
CARMEN POP




CONTUL DE EXECUTIE

A BUGETULUI INSTITUTIILOR PUBLICE SI ACTIVITATILOR FINANTATE INTEGRAL SAU PARTIAL DIN VENITURI PROPRII (DE SUBORDONARE LOCALA) -CHELTUIELI

la data de 31.03.2016

Cod 21

-lei-

Denumirea indicatorilor *)	Cod Indicator	Credite de angajament	Credite bugetare		Angajamente bugetare	Angajamente legale	Plati efectuate	Angajamente legale de platit	Cheltuieli efective
			initiale	definitive					
A	B	1	2	3	4	5	6	7=5-6	8
TOTAL CHELTUIELI - SECTIUNEA DE FUNCTIONARE + SECTIUNEA DE DEZVOLTARE (cod 50.10+59.10+63.10+70.10+74.10+79.10)	4910		45,327,000	15,358,440	18,081,183	18,081,183	11,250,797	6,830,386	9,522,798
Partea III-a CHELTUIELI SOCIAL-CULTURALE (cod 65.10+66.10+67.10+68.10)	6310		33,245,000	10,010,440	10,217,518	10,217,518	7,059,862	3,157,656	7,284,894
Invatamant (cod 65.10.03 la 65.10.05+65.10.07+65.10.11+65.10.50)	6510		8,360,000	2,624,440	2,239,882	2,239,882	1,359,914	879,968	1,328,286
Invatamant prescolar si primar (cod 65.10.03.01+65.10.03.02)	651003		4,051,000	1,142,500	1,001,144	1,001,144	683,079	318,065	715,787
Invatamant prescolar	65100301		4,051,000	1,142,500	1,001,144	1,001,144	683,079	318,065	715,787
Invatamant secundar (cod 65.10.04.01 la 65.10.04.03)	651004		4,309,000	1,481,940	1,238,738	1,238,738	676,835	561,903	612,499
Invatamant secundar inferior	65100401		269,000	132,340	40,294	40,294	6,057	34,237	1,513
Invatamant secundar superior	65100402		4,040,000	1,349,600	1,198,444	1,198,444	670,778	527,666	610,986
Sanatate (66.10.06+66.10.08+66.10.50)	6610		20,180,000	5,675,000	4,717,641	4,717,641	4,717,641		5,008,180
Servicii medicale in unitati sanitare cu paturi (cod 66.10.06.01+66.10.06.03)	661006		20,180,000	5,675,000	4,717,641	4,717,641	4,717,641		5,008,180
Spitale generale	66100601		20,180,000	5,675,000	4,717,641	4,717,641	4,717,641		5,008,180
Cultura, recreere si religie (cod 67.10.03+67.10.05+67.10.50)	6710		4,705,000	1,711,000	3,259,995	3,259,995	982,307	2,277,688	948,428
Servicii culturale (cod 67.10.03.03 la 67.10.03.07+67.10.03.09 la 67.10.03.11+67.10.03.14+67.10.03.15+67.10.03.30))	671003		4,055,000	1,628,000	2,826,995	2,826,995	982,307	1,844,688	948,428
Instituti publice de spectacole si concerte	67100304		4,055,000	1,628,000	2,826,995	2,826,995	982,307	1,844,688	948,428
Servicii recreative si sportive (cod 67.10.05.01)	671005		650,000	83,000	433,000	433,000		433,000	

A	B	1	2	3	4	5	6	7=5-6	8
Sport	67100501		650,000	83,000	433,000	433,000		433,000	
Partea IV-a SERVICII SI DEZVOLTARE PUBLICA, LOCUINTE, MEDIU SI APE (cod 70.10+74.10)	6910		12,082,000	5,348,000	7,863,665	7,863,665	4,190,935	3,672,730	2,237,904
Locuinte, servicii si dezvoltare publica (cod 70.10.03+70.10.04+70.10.50)	7010		12,082,000	5,348,000	7,863,665	7,863,665	4,190,935	3,672,730	2,237,904
Alte servicii in domeniul locuintelor, serviciilor si dezvoltarii comunale	701050		12,082,000	5,348,000	7,863,665	7,863,665	4,190,935	3,672,730	2,237,904
Partea a VII-a REZERVE, EXCEDENT/DEFICIT	9610						1,255,794	-1,255,794	
EXCEDENT (98.10.96+98.10.97)	9810						627,897	-627,897	
Excedentul sectiuni de functionare	981096						455,604	-455,604	
Excedentul sectiunii de dezvoltare	981097						172,293	-172,293	
DEFICIT (99.10.96+99.10.97)_	9910						-627,897	627,897	
Deficitul sectiunii de functionare	991096						-455,604	455,604	
Deficitul sectiunii de dezvoltare	991097						-172,293	172,293	
CHELTUIELILE SECTIUNII DE FUNCTIONARE (cod 50.10+59.10+63.10+70.10+74.10+79.10)	4910		39,194,000	12,052,440	15,970,795	15,970,795	9,148,462	6,822,333	9,067,788
Partea III-a CHELTUIELI SOCIAL-CULTURALE (cod 65.10+66.10+67.10+68.10)	6310		32,301,000	9,465,440	10,159,758	10,159,758	7,010,155	3,149,603	7,093,379
Invatamant (cod 65.10.03 la 65.10.05+65.10.07+65.10.11+65.10.50)	6510		8,317,000	2,583,440	2,196,882	2,196,882	1,324,967	871,915	1,291,925
Invatamant prescolar si primar (cod 65.10.03.01+65.10.03.02)	651003		4,051,000	1,142,500	1,001,144	1,001,144	683,079	318,065	715,787
Invatamant prescolar	65100301		4,051,000	1,142,500	1,001,144	1,001,144	683,079	318,065	715,787
Invatamant secundar (cod 65.10.04.01 la 65.10.04.03)	651004		4,266,000	1,440,940	1,195,738	1,195,738	641,888	553,850	576,138
Invatamant secundar inferior	65100401		269,000	132,340	40,294	40,294	6,057	34,237	1,513
Invatamant secundar superior	65100402		3,997,000	1,308,600	1,155,444	1,155,444	635,831	519,613	574,625
Sanatate (66.10.06+66.10.08+66.10.50)	6610		19,726,000	5,421,000	4,702,881	4,702,881	4,702,881		4,871,960
Servicii medicale in unitati cu paturi (cod 66.10.06.01+66.10.06.03)	661006		19,726,000	5,421,000	4,702,881	4,702,881	4,702,881		4,871,960
Spitale generale	66100601		19,726,000	5,421,000	4,702,881	4,702,881	4,702,881		4,871,960
Cultura, recreere si religie (cod 67.10.03+67.10.05+67.10.50)	6710		4,258,000	1,461,000	3,259,995	3,259,995	982,307	2,277,688	929,494
Servicii culturale (cod 67.10.03.03 la 67.10.03.07+ 67.10.03.09 la 67.10.03.11+67.10.03.14+ 67.10.03.15+ 67.10.03.30)	671003		3,608,000	1,378,000	2,826,995	2,826,995	982,307	1,844,688	929,494
Instituti publice de spectacole si concerte	67100304		3,608,000	1,378,000	2,826,995	2,826,995	982,307	1,844,688	929,494
Servicii recreative si sportive (cod 67.10.05.01)	671005		650,000	83,000	433,000	433,000		433,000	

A	B	1	2	3	4	5	6	7=5-6	8
Sport	67100501		650,000	83,000	433,000	433,000		433,000	
Partea IV-a SERVICII SI DEZVOLTARE PUBLICA, LOCUINTE, MEDIU SI APE (cod 70.10+74.10)	6910		6,893,000	2,587,000	5,811,037	5,811,037	2,138,307	3,672,730	1,974,409
Locuinte, servicii si dezvoltare publica (cod 70.10.03+70.10.04+70.10.50)	7010		6,893,000	2,587,000	5,811,037	5,811,037	2,138,307	3,672,730	1,974,409
Alte servicii in domeniul locuintelor, serviciilor si dezvoltarii comunale	701050		6,893,000	2,587,000	5,811,037	5,811,037	2,138,307	3,672,730	1,974,409
Partea a VII-a REZERVE, EXCEDENT/DEFICIT	9610						911,208	-911,208	
EXCEDENT (98.10.96)	9810						455,604	-455,604	
Excedentul sectiunii de functionare	981096						455,604	-455,604	
DEFICIT (99.10.96)	9910						-455,604	455,604	
Deficitul sectiunii de functionare	991096						-455,604	455,604	
CHELTUIELILE SECTIUNII DE DEZVOLTARE (cod 50.10+59.10+63.10+70.10+74.10+79.10)	4910		6,133,000	3,306,000	2,110,388	2,110,388	2,102,335	8,053	455,010
Partea III-a CHELTUIELI SOCIAL-CULTURALE (cod 65.10+66.10+67.10+68.10)	6310		944,000	545,000	57,760	57,760	49,707	8,053	191,515
Invatamant (cod 65.10.03 la 65.10.05+65.10.07+65.10.11+65.10.50)	6510		43,000	41,000	43,000	43,000	34,947	8,053	36,361
Invatamant secundar (cod 65.10.04.01 la 65.10.04.03)	651004		43,000	41,000	43,000	43,000	34,947	8,053	36,361
Invatamant secundar superior	65100402		43,000	41,000	43,000	43,000	34,947	8,053	36,361
Sanatate (66.10.06+66.10.08+66.10.50)	6610		454,000	254,000	14,760	14,760	14,760		136,220
Servicii medicale in unitati cu paturi (cod 66.10.06.01+66.10.06.03)	661006		454,000	254,000	14,760	14,760	14,760		136,220
Spitale generale	66100601		454,000	254,000	14,760	14,760	14,760		136,220
Cultura, recreere si religie (cod 67.10.03+67.10.05+67.10.50)	6710		447,000	250,000					18,934
Servicii culturale (cod 67.10.03.03 la 67.10.03.07+67.10.03.09 la 67.10.03.11+ 67.10.03.14+ 67.10.03.15+67.10.03.30)	671003		447,000	250,000					18,934
Instituti publice de spectacole si concerte	67100304		447,000	250,000					18,934
Partea IV-a SERVICII SI DEZVOLTARE PUBLICA, LOCUINTE, MEDIU SI APE (cod 70.10+74.10)	6910		5,189,000	2,761,000	2,052,628	2,052,628	2,052,628		263,495
Locuinte, servicii si dezvoltare publica (cod 70.10.03+70.10.04+70.10.50)	7010		5,189,000	2,761,000	2,052,628	2,052,628	2,052,628		263,495
Alte servicii in domeniul locuintelor, serviciilor si dezvoltarii comunale	701050		5,189,000	2,761,000	2,052,628	2,052,628	2,052,628		263,495

A	B	1	2	3	4	5	6	7=5-6	8
Partea a VII-a REZERVE, EXCEDENT/DEFICIT	9810						344,586	-344,586	
EXCEDENT (98.10.97)	9810						172,293	-172,293	
Excedentul sectiunii de dezvoltare	981097						172,293	-172,293	
DEFICIT (99.10.97)	9910						-172,293	172,293	
Deficitul sectiunii de dezvoltare	991097						-172,293	172,293	

Nota: Se detaliaza pe structura clasificatiei economice (Anexa 7)

Conducatorul institutiei

CATALIN CHERECHES



Conducatorul compartimentului
financiar-contabil

CARMEN POP

CONTUL DE EXECUTIE A BUGETULUI CREDITELOR INTERNE- CHELTUIELI

la data de 31.03.2016

Cod 21

-lei-


Denumirea indicatorilor *)	Cod indicator	Credite de angajament	Credite bugetare		Angajamente bugetare	Angajamente legale	Plati efectuate	Angajamente legale de platit	Cheltuieli efective
			initiale	definitive					
A	B	1	2	3	4	5	6	7=5-6	8
TOTAL CHELTUIELI (cod 50.07+59.07+63.07+70.07+74.07.79.07)	4907		14,898,000		1,813,000	1,813,000		1,813,000	
Partea a III-a CHELTUIELI SOCIAL-CULTURALE(cod 65.07+66.07+67.07+68.07)	6307		1,813,000		1,813,000	1,813,000		1,813,000	
Invatamant (cod 65.07.03 la cod 65.07.05+65.07.07+65.07.11+65.07.50)	6507		1,813,000		1,813,000	1,813,000		1,813,000	
Invatamant secundar (cod 65.07.04.01 la 65.07.04.03)	650704		1,813,000		1,813,000	1,813,000		1,813,000	
Invatamant secundar superior	65070402		1,813,000		1,813,000	1,813,000		1,813,000	
Partea IV-a SERVICII SI DEZVOLTARE PUBLICA, LOCUINTE,MEDIU SI APE (cod 70.07+74.07)	6907		13,085,000						
Locuinte, servicii si dezvoltare publica (cod 70.07.03+70.07.05 la 70.07.07+70.07.50)	7007		13,085,000						
Alte servicii în domeniile locuintelor, serviciilor si dezvoltarii comunale	700750		13,085,000						
CHELTUIELILE SECTIUNII DE DEZVOLTARE(cod 50.07+59.07+63.07+70.07+74.07+79.07)	4907		14,898,000		1,813,000	1,813,000		1,813,000	
Partea III-a CHELTUIELI SOCIAL-CULTURALE (cod 65.07+66.07+67.07+68.07)	6307		1,813,000		1,813,000	1,813,000		1,813,000	
Invatamant (cod 65.07.03+65.07.04+65.07.05+65.07.07+61.07.11+65.07.50)	6507		1,813,000		1,813,000	1,813,000		1,813,000	
Invatamant secundar (cod 65.07.04.01+65.07.04.02+65.07.04.03)	650704		1,813,000		1,813,000	1,813,000		1,813,000	
Invatamant secundar superior	65070402		1,813,000		1,813,000	1,813,000		1,813,000	
Partea IV-a SERVICII SI DEZVOLTARE PUBLICA,	6907		13,085,000						

A	B	1	2	3	4	5	6	7=5-6	8
LOCUINTE, MEDIU SI APE (cod 70.07+74.07)									
Locuinte, servicii si dezvoltare publica (cod 70.07.03+70.07.05+70.07.06+70.07.07+70.07.50)	7007		13,085,000						
Alte servicii în domeniile locuintelor, serviciilor si dezvoltarii comunale	700750		13,085,000						

Nota: Se detaliaza pe structura clasificatiei economice (Anexa 7)

Conducatorul institutiei

CATALIN CHERECHES



Conducatorul compartimentului
financiar-contabil

CARMEN POP




CONTUL DE EXECUTIE A BUGETULUI FONDURILOR EXTERNE NERAMBURSABILE- VENITURI

la data de 31.03.2016


Cod 20

-lei-

Denumirea indicatorilor	Cod indicator	Credite bugetare		Drepturi constatate			Incasari realizate	Stingeri pe alte cai decat incasari	Drepturi constatate de incasat
		initiale	definitive	Total,din care:	din anii precedenti	din anul curent			
A	B	1	2	3=4+5	4	5	6	7	8=3-6-7
TOTAL VENITURI ALE SECTIUNII DE DEZVOLTARE (cod 00.02+00.16+00.17 + 45.08)	000108	1,946,000	1,946,000	1,134,945		1,134,945	1,134,945		
III.OPERATIUNI FINANCIARE (cod 40.08)	0016			301,681		301,681	301,681		
Incasari din rambursarea imprumuturilor acordate (cod 40.08.15)	4008			301,681		301,681	301,681		
Sume utilizate din excedentul anului precedent pentru efectuarea de cheltuieli (cod. 40.08.15.02)	400815			301,681		301,681	301,681		
Sume utilizate de administratiile locale din excedentul anului precedent pentru sectiunea de dezvoltare	40081502			301,681		301,681	301,681		
IV. SUBVENTII (cod 44.08+00.18)	0017	299,000	299,000	170,240		170,240	170,240		
Subventii de la alte nivele ale administratiei publice (cod 42.08)	0018	299,000	299,000	170,240		170,240	170,240		
Subventii de la bugetul de stat	4208	299,000	299,000	170,240		170,240	170,240		
Cofinantare publica acordata in cadrul mecanismului SEE	420860	258,000	258,000	148,098		148,098	148,098		
Cofinantare publica acordata in cadrul mecanismului norvegian	420861	41,000	41,000	22,142		22,142	22,142		
Sume primite de la UE/alti donatori in contul platilor efectuate si prefinantari (cod 45.08.17+45.08.18+45.08.21)	4508	1,647,000	1,647,000	663,024		663,024	663,024		
Mecanismul financiar SEE (cod 45.08.17.03)	450817	1,413,000	1,413,000	663,024		663,024	663,024		
Prefinantare	45081703	1,413,000	1,413,000	663,024		663,024	663,024		
Mecanismul financiar norvegian (cod 45.08.18.03)	450818	234,000	234,000						
Prefinantare	45081803	234,000	234,000						

Conducatorul institutiei

CATALIN CHERECHES



Conducatorul compartimentului
financiar-contabil

CARMEN POP



CONTUL DE EXECUTIE A BUGETULUI FONDURILOR EXTERNE NERAMBURSABILE- CHELTUIELI

la data de 31.03.2016

Cod 21

-lei-

Denumirea indicatorilor *)	Cod indicator	Credite de angajament	Credite bugetare		Angajamente bugetare	Angajamente legale	Plati efectuate	Angajamente legale de platit	Cheltuieli efective
			initiale	definitive					
A	B	1	2	3	4	5	6	7=5-6	8
TOTAL CHELTUIELI ALE SECTIUNII DE DEZVOLTARE (50.08+59.08+63.08+70.08+74.08+79.08)	4908		2,246,000	2,246,000	2,246,000	2,246,000	519,811	1,726,189	357,161
Partea III-a CHELTUIELI SOCIAL-CULTURALE (cod 65.08+66.08+67.08+68.08)	6308		2,246,000	2,246,000	2,246,000	2,246,000	519,811	1,726,189	357,161
Învatamant (cod 65.08.03 la 65.08.05+65.08.07+65.08.11+65.08.50)	6508		496,000	496,000	496,000	496,000	162,454	333,546	205,484
Învatamânt secundar (cod 65.08.04.01 la 65.08.04.03)	650804		496,000	496,000	496,000	496,000	162,454	333,546	205,484
Învatamânt secundar inferior	65080401		358,000	358,000	358,000	358,000	92,579	265,421	90,423
Învatamânt secundar superior	65080402		138,000	138,000	138,000	138,000	69,875	68,125	115,061
Cultura, recreere si religie (cod 67.08.03+67.08.05+67.08.06+67.08.50)	6708								2,188
Alte servicii în domeniile culturii, recreerii si religiei	670850								2,188
Asigurari si asistenta sociala (cod 68.08.02+68.08.04 la 68.08.06+68.08.11+68.08.15+68.08.50)	6808		1,750,000	1,750,000	1,750,000	1,750,000	357,357	1,392,643	149,489
Alte cheltuieli in domeniul asigurarilor si asistentel sociale	680850		1,750,000	1,750,000	1,750,000	1,750,000	357,357	1,392,643	149,489

Nota: Se detaliaza pe structura clasificatiei economice (Anexa 7)

Conducatorul institutiei

CATALIN CHERECHES



Conducatorul compartimentului
financiar-contabil

CARMEN POP

